



**August 18<sup>th</sup>, 2021**

## **Memorandum**

**To: Interested Parties**

**Fr: Magellan Strategies**

**Re: Colorado 2021 Education Issues Survey Summary**

This is a summary of an online survey of 516 parents and guardians of K-12 students in the state of Colorado. The interviews were conducted from August 9th to 16th, 2021. This survey has a margin of error of +/- 4.31% at the 95% confidence interval. The survey topline, crosstabs, presentation, and open-ended verbatim responses can be downloaded on our website at [www.MagellanStrategies.com](http://www.MagellanStrategies.com) under the Public Polls tab.

### **Survey Objective**

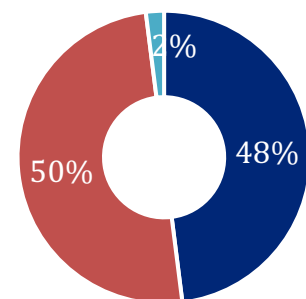
The primary objective of this survey was to measure and understand the thoughts of Colorado parents and guardians who have a student attending school or will be homeschooled this year in kindergarten through 12th grade. Questions measured opinions about:

- Handling of COVID-19 in schools during the 2020-2021 school year
- Impacts of COVID-19 on students' education during the 2020-2021 school year
- Plans for COVID-19 measures for the upcoming school year, such as masks and remote learning
- Vaccination requirements for teachers, students, and staff
- Viewpoints of teaching Critical Race Theory in schools

### **Key Findings**

- Parents and guardians were asked if they agree or disagree that students in grades K through 12 should be required to wear a mask for in-person learning. **Parents were evenly split on this issue with 48% agreeing that masks should be required and 50% disagreeing.**
- As you may expect, **this issue is heavily split along party lines with 83% of Democrats agreeing that students should be required to wear masks, and 79% of Republicans disagreeing with a mask mandate for students.** Among Unaffiliated parents, 43% agree with mask mandates for students and 56% disagree with the mandate.

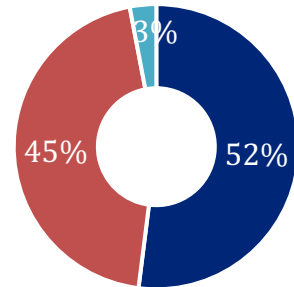
Do you agree or disagree with the following statement?  
*"All students in grades K through 12 should be required to wear a mask for in-person learning for the upcoming school year."*



- Total Agree
- Total Disagree
- Unsure/No Opinion

- When asked about a **vaccination requirement for all teachers and staff**, **52% of parents support requiring all teachers and staff to be vaccinated and 45% oppose.**
- For both mandate questions regarding masks and vaccines, **parents in smaller towns and more rural areas were not as supportive of mandates as those within the Denver and suburban areas.**

Do you support or oppose a school policy that would require all teachers and staff to be vaccinated?

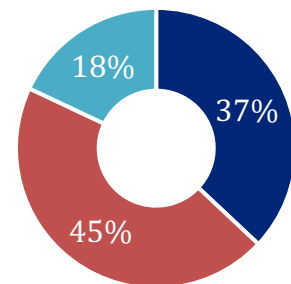


■ Total Support  
■ Total Oppose  
■ Unsure/No Opinion

- Approximately seven in ten parents are at least somewhat familiar with the concept of critical race theory (CRT), with 41% being very familiar and 30% being somewhat familiar.
- Parents who were at least somewhat familiar with critical race theory were asked to **define critical race theory**, and the major themes from the definitions describe CRT as a tool for reexamining history using race, and the idea that racism is built into institutions. There were also many answers regarding left-wing propaganda and discrimination against white people, and the belief that CRT teaches even more hate.

- Among all parents, **45% oppose teaching critical race theory in schools, and 37% support teaching the concept.** This question was very split along party lines as well, with 71% of Democrats supporting the teaching of CRT and 78% of Republicans opposing CRT being taught in schools. Unaffiliated parents do lean closer to Republican parents on the topic of CRT, as 29% support teaching CRT in schools and 49% oppose the teaching of CRT.

Do you support or oppose a Critical Race Theory being taught in schools?



■ Total Support  
■ Total Oppose  
■ Unsure/No Opinion

- Looking back to the 2020-2021 school year, **53% of parents approved of the job their local school district did addressing the coronavirus and 40% disapproved of the job their school district did.**
- Parents were asked if they were concerned that their student would need additional instruction on core subjects. **Among all 5 subjects tested at least 49% of parents**



were very or somewhat concerned that their student would need additional instruction this school year.

- The subject with the highest concern was math at 58% very and somewhat concerned, followed by writing skills (57% very and somewhat concerned), Science (52% very and somewhat concerned), History and Social Studies (50% very and somewhat concerned), and Reading skills (49% very and somewhat concerned).
- **Fifty-six percent of parents feel that their student's schools should offer both in-person learning and online learning.** Thirty-seven percent of parents believe that the school should only offer in-person learning. Among all respondents, 79% of parents said their students would be returning to school in person, full time for the upcoming school year.
- When asked if they felt public schools in **Colorado are underfunded, 63% of parents said yes and 22% of parents said no.** When asked if they would support a modest tax increase to help fund their local school district, 58% of parents said yes and 34% said no.

## Survey Methodology

This survey was conducted by sending a survey invitation text message to a random sample of Colorado registered voters drawn from a current voter file and only interviewing respondents that are parents or guardians of one or more K-12 students. The interviews were conducted from August 9<sup>th</sup> – 16<sup>th</sup>, 2021. This survey has a margin of error of +/- 4.31% at the 95 percent confidence interval.

Any questions regarding the survey findings or methodology should be directed to David Flaherty or Courtney Sievers. They can be reached by phone at 303-861-8585 or by email at [dflaherty@magellanstrategies.com](mailto:dflaherty@magellanstrategies.com) or [csievers@magellanstrategies.com](mailto:csievers@magellanstrategies.com).

The complete survey topline follow below.





# Magellan Strategies

## Colorado 2021 Education Issues Survey Topline Results

Magellan Strategies are pleased to present the topline results of an online survey of 516 parents and guardians of K-12 students in the state of Colorado. The interviews were conducted from August 9<sup>th</sup> to 16<sup>th</sup>, 2021. This survey has a margin of error of +/- 4.31% at the 95 percent confidence interval. Any questions regarding the survey findings or methodology should be directed to David Flaherty or Courtney Sievers of Magellan Strategies.

*T1. First, could you please verify that you are a parent or guardian of a student or students that will be attending a school or be homeschooled this year in kindergarten through 12th grade?*

Yes..... 100%

*T2. Are you the parent or guardian of more than one student attending a school or homeschooled this year in kindergarten through 12th grade?*

Yes, 1 Student..... 48%  
Yes, 2 or More Students ..... 52%

*T3. What grade will your student be in this school year?*

Kindergarten ..... 8%  
Elementary School, 1<sup>st</sup> Grade – 5<sup>th</sup> Grade ..... 32%  
Middle School, 6<sup>th</sup> Grade – 8<sup>th</sup> Grade ..... 23%  
High School, 9<sup>th</sup> Grade – 12<sup>th</sup> Grade ..... 37%

*T4. Does your student attend:*

Public School..... 75%  
Charter School ..... 12%  
Homeschooled ..... 5%  
Private School..... 5%  
Other ..... 3%

*T5. Do you think the public schools in your area are heading in the right direction, or do you feel they are off on the wrong track?*

Right Direction ..... 42%  
Wrong Track..... 39%  
No Opinion ..... 19%

---

*T6. Please describe the reasons why you think public schools in your area are headed in the right direction.*

*\*Verbatim responses in separate document.*

---

*T7. Please describe the reasons why you feel the public schools in your area are off on the wrong track.*

*\*Verbatim responses in separate document.*

---

*T8. Do you approve or disapprove of how your local school district addressed the coronavirus last year?*

Total Approve ..... 53%  
Total Disapprove ..... 40%  
Unsure or No Opinion..... 7%

Strongly Approve ..... 24%  
Somewhat Approve..... 29%

Strongly Disapprove..... 26%  
Somewhat Disapprove ..... 14%

---

*T9. Please rate how your student’s school performed last year in the following categories.*

Using health and safety measures to prevent the spread of COVID-19:

Excellent ..... 27%  
Good ..... 28%  
Fair ..... 17%  
Poor ..... 15%  
Does Not Apply ..... 13%



Communication to parents about their overall plans and procedures:

|                      |     |
|----------------------|-----|
| Excellent .....      | 24% |
| Good .....           | 29% |
| Fair .....           | 22% |
| Poor .....           | 16% |
| Does Not Apply ..... | 9%  |

Assessing your student’s progress in learning:

|                      |     |
|----------------------|-----|
| Excellent .....      | 17% |
| Good .....           | 31% |
| Fair .....           | 22% |
| Poor .....           | 21% |
| Does Not Apply ..... | 9%  |

Managing online teaching and online student learning:

|                      |     |
|----------------------|-----|
| Excellent .....      | 18% |
| Good .....           | 23% |
| Fair .....           | 24% |
| Poor .....           | 22% |
| Does Not Apply ..... | 13% |

Providing necessary technology for online learning:

|                      |     |
|----------------------|-----|
| Excellent .....      | 29% |
| Good .....           | 31% |
| Fair .....           | 15% |
| Poor .....           | 13% |
| Does Not Apply ..... | 12% |

Providing personalized learning to meet your student’s needs:

|                      |     |
|----------------------|-----|
| Excellent .....      | 17% |
| Good .....           | 24% |
| Fair .....           | 22% |
| Poor .....           | 26% |
| Does Not Apply ..... | 11% |

Providing resources to meet your student’s mental health and emotional wellbeing:

|                      |     |
|----------------------|-----|
| Excellent .....      | 16% |
| Good .....           | 24% |
| Fair .....           | 21% |
| Poor .....           | 26% |
| Does Not Apply ..... | 13% |



*T10. Thinking now about how the coronavirus impacted your student’s learning last year. Among the following subjects, how concerned are you that your student may need additional instruction or attention in this coming school year?*

Math:

Very Concerned..... 27%  
Somewhat Concerned..... 31%  
Not Concerned at All ..... 36%  
Does Not Apply ..... 6%

Reading skills:

Very Concerned..... 21%  
Somewhat Concerned..... 28%  
Not Concerned at All ..... 45%  
Does Not Apply ..... 6%

Writing skills:

Very Concerned..... 26%  
Somewhat Concerned..... 31%  
Not Concerned at All ..... 37%  
Does Not Apply ..... 6%

Science:

Very Concerned..... 22%  
Somewhat Concerned..... 30%  
Not Concerned at All ..... 41%  
Does Not Apply ..... 7%

History/Social Studies:

Very Concerned..... 22%  
Somewhat Concerned..... 28%  
Not Concerned at All ..... 42%  
Does Not Apply ..... 8%

---



*T11. As a parent or guardian of a student, do you feel that you were more involved with your student's education last year than before the pandemic?*

|  |     |
|--|-----|
| Total Yes.....                                 | 61% |
| About the Same as Before the Pandemic .....    | 25% |
| No, Not More Involved During the Pandemic..... | 10% |
| Unsure.....                                    | 4%  |
| Yes, Much More Involved .....                  | 35% |
| Yes, Somewhat More Involved.....               | 26% |

---

*T12. Among the following options, how much do you trust each one of the following to make good decisions about your student's school and education?*

Teachers:

|                               |     |
|-------------------------------|-----|
| 5-Trusts a lot.....           | 32% |
| 4.....                        | 27% |
| 3.....                        | 19% |
| 2.....                        | 11% |
| 1-Does Not Trust at All ..... | 9%  |
| Does Not Apply .....          | 2%  |

Principals:

|                               |     |
|-------------------------------|-----|
| 5-Trusts a lot.....           | 22% |
| 4.....                        | 24% |
| 3.....                        | 27% |
| 2.....                        | 13% |
| 1-Does Not Trust at All ..... | 12% |
| Does Not Apply .....          | 2%  |

Local School Board:

|                               |     |
|-------------------------------|-----|
| 5-Trusts a lot.....           | 10% |
| 4.....                        | 16% |
| 3.....                        | 27% |
| 2.....                        | 19% |
| 1-Does Not Trust at All ..... | 26% |
| Does Not Apply .....          | 2%  |





School District Superintendent:

|                              |     |
|------------------------------|-----|
| 5-Trusts a lot.....          | 11% |
| 4.....                       | 17% |
| 3.....                       | 27% |
| 2.....                       | 18% |
| 1-Does Not Trust at All..... | 24% |
| Does Not Apply.....          | 3%  |

Parents:

|                              |     |
|------------------------------|-----|
| 5-Trusts a lot.....          | 27% |
| 4.....                       | 23% |
| 3.....                       | 25% |
| 2.....                       | 15% |
| 1-Does Not Trust at All..... | 8%  |
| Does Not Apply.....          | 2%  |

Teacher Unions:

|                              |     |
|------------------------------|-----|
| 5-Trusts a lot.....          | 9%  |
| 4.....                       | 20% |
| 3.....                       | 17% |
| 2.....                       | 12% |
| 1-Does Not Trust at All..... | 36% |
| Does Not Apply.....          | 6%  |

U.S. Department of Education:

|                              |     |
|------------------------------|-----|
| 5-Trusts a lot.....          | 8%  |
| 4.....                       | 15% |
| 3.....                       | 24% |
| 2.....                       | 18% |
| 1-Does Not Trust at All..... | 33% |
| Does Not Apply.....          | 2%  |

Colorado Department of Education:

|                              |     |
|------------------------------|-----|
| 5-Trusts a lot.....          | 9%  |
| 4.....                       | 20% |
| 3.....                       | 24% |
| 2.....                       | 19% |
| 1-Does Not Trust at All..... | 26% |
| Does Not Apply.....          | 2%  |



*T13. For the upcoming school year, do you think your student’s school should:*

|  |     |
|--|-----|
| Offer Both In-Person and Online Learning ..... | 56% |
| Only Offer In-Person Learning .....            | 37% |
| Only Offer Remote or Online Learning .....     | 3%  |
| Does Not Apply .....                           | 2%  |
| Unsure .....                                   | 2%  |

---

*T14. Has your student’s school announced what options they will be offering this school year about how students can participate in school? Select all that apply.*

|   |     |                     |
|---|-----|---------------------|
| In-Person, Full Time .....                    | 75% | 385 Total Responses |
| Remotely Full Time .....                      | 17% | 85 Total Responses  |
| Part Time In-Person, Part Time Remotely ..... | 7%  | 35 Total Responses  |
| School Has Not Announced Plans Yet .....      | 6%  | 31 Total Responses  |
| Does Not Apply .....                          | 4%  | 22 Total Responses  |
| Unsure .....                                  | 11% | 61 Total Responses  |

---

*T15. How will your student be attending school this year?*

|   |     |
|---|-----|
| In-Person, Full Time .....                    | 79% |
| I Don’t Know Yet .....                        | 7%  |
| Will be Homeschooled .....                    | 6%  |
| Part Time In-Person, Part Time Remotely ..... | 2%  |
| Only Remotely Online .....                    | 2%  |
| Other .....                                   | 4%  |

---

*T16. Do you agree or disagree with the following statement? “All students in grades K through 12 should be required to wear a mask for in-person learning for the upcoming school year.”*

|                            |     |
|----------------------------|-----|
| Total Agree .....          | 48% |
| Total Disagree .....       | 50% |
| Unsure or No Opinion ..... | 2%  |
| Strongly Agree .....       | 37% |
| Somewhat Agree .....       | 11% |
| Strongly Disagree .....    | 44% |
| Somewhat Disagree .....    | 6%  |

---



*T17. Do you support or oppose a school policy that would require all teachers and staff to be vaccinated?*

|                           |     |
|---------------------------|-----|
| Total Support .....       | 52% |
| Total Oppose .....        | 45% |
| Unsure or No Opinion..... | 3%  |
| Strongly Support .....    | 43% |
| Somewhat Support.....     | 9%  |
| Strongly Oppose .....     | 39% |
| Somewhat Oppose.....      | 6%  |

---

*For the following levels of education, please indicate if you support or oppose requiring a student to provide proof, they are vaccinated in order to attend school in person.*

*T18. Middle School (6<sup>th</sup> to 8<sup>th</sup> Grade)*

|                           |     |
|---------------------------|-----|
| Total Support .....       | 44% |
| Total Oppose .....        | 52% |
| Unsure or No Opinion..... | 4%  |
| Strongly Support .....    | 32% |
| Somewhat Support.....     | 12% |
| Strongly Oppose .....     | 47% |
| Somewhat Oppose.....      | 5%  |

---

*T19. High School (9<sup>th</sup> – 12<sup>th</sup> Grade)*

|                           |     |
|---------------------------|-----|
| Total Support .....       | 47% |
| Total Oppose .....        | 50% |
| Unsure or No Opinion..... | 3%  |
| Strongly Support .....    | 37% |
| Somewhat Support.....     | 10% |
| Strongly Oppose .....     | 47% |
| Somewhat Oppose.....      | 3%  |

---



*T20. Regardless if you are a parent or guardian of a student who is 12 or younger when coronavirus vaccines become available for children aged 12 or younger, would you get your child vaccinated?*

|                              |     |
|------------------------------|-----|
| Total Yes.....               | 54% |
| No, I Would Not.....         | 32% |
| Unsure.....                  | 9%  |
| Refuse.....                  | 5%  |
|                              |     |
| Yes, Right Away.....         | 47% |
| Yes, But Not Right Away..... | 7%  |

---

*T21. Thinking again about the upcoming school year. How necessary are the following options for you to feel safe sending your student(s) back to school?*

Schools require face masks for all students and staff to be worn indoors at all times:

|                            |     |
|----------------------------|-----|
| Very Necessary .....       | 37% |
| Somewhat Necessary .....   | 14% |
| Not Necessary at All ..... | 48% |
| Does Not Apply .....       | 1%  |

Schools require students and staff to quarantine for at least 7 days if they are exposed to someone who has tested positive for the coronavirus:

|                            |     |
|----------------------------|-----|
| Very Necessary .....       | 41% |
| Somewhat Necessary .....   | 29% |
| Not Necessary at All ..... | 29% |
| Does Not Apply .....       | 1%  |

Schools limit the number of students who are in common areas to maintain safe social distancing:

|                            |     |
|----------------------------|-----|
| Very Necessary .....       | 28% |
| Somewhat Necessary .....   | 29% |
| Not Necessary at All ..... | 42% |
| Does Not Apply .....       | 1%  |

Schools staggering schedules so that there are fewer students in classrooms and desks can be spaced six feet apart:

|                            |     |
|----------------------------|-----|
| Very Necessary .....       | 20% |
| Somewhat Necessary .....   | 30% |
| Not Necessary at All ..... | 49% |
| Does Not Apply .....       | 1%  |



My children getting the COVID-19 vaccine:

|                            |     |
|----------------------------|-----|
| Very Necessary .....       | 41% |
| Somewhat Necessary .....   | 10% |
| Not Necessary at All ..... | 45% |
| Does Not Apply .....       | 4%  |

Schools requiring all students to get the COVID-19 vaccine:

|                            |     |
|----------------------------|-----|
| Very Necessary .....       | 30% |
| Somewhat Necessary .....   | 14% |
| Not Necessary at All ..... | 54% |
| Does Not Apply .....       | 2%  |

---

*T22. Do you think public schools in Colorado are underfunded?*

|                           |     |
|---------------------------|-----|
| Yes.....                  | 63% |
| No .....                  | 22% |
| Unsure or No Opinion..... | 15% |

---

*T23. Would you vote to support a modest tax increase to help fund your local school district?*

|                      |     |
|----------------------|-----|
| Total Yes.....       | 58% |
| Total No .....       | 34% |
| Undecided.....       | 8%  |
| Definitely Yes ..... | 41% |
| Probably Yes.....    | 17% |
| Definitely No .....  | 22% |
| Probably No .....    | 12% |

---

*T24. Changing topics now... How familiar are you with the concept of critical race theory in schools?*

|                           |     |
|---------------------------|-----|
| Very Familiar .....       | 41% |
| Somewhat Familiar .....   | 30% |
| Not Too Familiar.....     | 12% |
| Not Familiar at All ..... | 14% |
| No Opinion .....          | 3%  |

---



*T25. Being as descriptive as possible, how would you define critical race theory? (Among respondents that are at least somewhat familiar with critical race theory)*

*\*Verbatim responses in separate document.*

---

*T26. Do you support or oppose critical race theory being taught in schools?*

|                           |     |
|---------------------------|-----|
| Total Support .....       | 37% |
| Total Oppose .....        | 45% |
| Unsure or No Opinion..... | 18% |
| Strongly Support .....    | 25% |
| Somewhat Support.....     | 12% |
| Strongly Oppose .....     | 39% |
| Somewhat Oppose.....      | 6%  |

---

*And now we have a few questions for statistical purposes only.*

*T27. Have you received at least one shot of a COVID-19 vaccine?*

|                         |     |
|-------------------------|-----|
| Yes.....                | 64% |
| No .....                | 24% |
| Prefer Not to Say ..... | 12% |

---

*T28. Has your student received at least one shot of a COVID-19 vaccine?*

|                                      |     |
|--------------------------------------|-----|
| Yes.....                             | 27% |
| No .....                             | 29% |
| Student is Under the Age Of 12 ..... | 35% |
| Prefer Not to Say .....              | 9%  |

---

*T29. Which gender do you most identify with?*

|                    |     |
|--------------------|-----|
| Female.....        | 61% |
| Male .....         | 33% |
| Self-Identify..... | 6%  |

---



*T30. Are you between the ages of:*

|                          |     |
|--------------------------|-----|
| 18-24 (Gen Z) .....      | <1% |
| 25-30 (Millennial) ..... | 3%  |
| 31-34 (Millennial) ..... | 10% |
| 35-40 (Millennial) ..... | 29% |
| 41-50 (Gen X) .....      | 42% |
| 51-54 (Gen X) .....      | 11% |
| 55-64 (Boomer).....      | 3%  |
| 65-74 (Boomer).....      | <1% |
| 75+ (Silent) .....       | 1%  |

---

*T31. Which race or ethnicity do you most identify with?*

|   |     |
|---|-----|
| White.....  | 70% |
| Hispanic, Spanish, Mexican American, Latino/a ..... | 11% |
| Black or African American .....                     | 5%  |
| Asian .....   | 1%  |
| Other .....   | 13% |

---

*T32. Are you married or single?*

|                        |     |
|------------------------|-----|
| Married.....           | 78% |
| Single.....            | 15% |
| Prefer Not to Say..... | 7%  |

---

*T33. For statistical and weighting purposes only, are you registered to vote as an Unaffiliated voter, a Democrat, a Republican, are you registered with another party, or are you not registered to vote?*

|                              |     |
|------------------------------|-----|
| Unaffiliated.....            | 41% |
| Democrat.....                | 31% |
| Republican .....             | 21% |
| Other Party .....            | 5%  |
| Not Registered to Vote ..... | 2%  |

---

*T34. How would you describe the area where you currently live?*

|                         |     |
|-------------------------|-----|
| Suburban Area .....     | 48% |
| City or Urban Area..... | 22% |
| Small Town.....         | 16% |
| Rural Area.....         | 11% |
| Prefer Not to Say ..... | 3%  |



*T35. What is the highest level of school you have completed or the highest degree you have received?*

|  |     |
|--|-----|
| Did Not Complete High School .....             | 1%  |
| Graduated High School .....                    | 6%  |
| Technical or Vocational School .....           | 5%  |
| Some College, No Degree.....                   | 14% |
| Two-year College, Associates Degree .....      | 10% |
| Four-year College, Bachelor’s Degree .....     | 34% |
| Masters, Ph.D., Other Professional Degree..... | 28% |
| Prefer Not to Say .....                        | 2%  |

---

*T36. Last year, what was your total family income before taxes?*

|                              |     |
|------------------------------|-----|
| Less than \$30,000.....      | 6%  |
| \$31,000 to \$49,000 .....   | 7%  |
| \$50,000 to \$74,000 .....   | 12% |
| \$75,000 to \$99,000 .....   | 10% |
| \$100,000 to \$124,000 ..... | 17% |
| \$125,000 to \$150,000 ..... | 11% |
| More than \$150,000 .....    | 23% |
| Prefer Not to Say .....      | 14% |

---

**Survey Methodology**

This survey was conducted by sending a survey invitation text message to a random sample of adult Colorado residents drawn from a current voter file and only interviewing respondents that are parents or guardians of one or more K-12 students. The interviews were conducted from August 9<sup>th</sup> - 16<sup>th</sup>, 2021. This survey has a margin of error of +/- 4.31% at the 95 percent confidence interval. Any questions regarding the survey findings or methodology should be directed to David Flaherty or Courtney Sievers. They can be reached by phone at 303-861-8585 or by email at [dflaherty@magellanstrategies.com](mailto:dflaherty@magellanstrategies.com) or [csievers@magellanstrategies.com](mailto:csievers@magellanstrategies.com)

---

