


COLORADO PROPOSITION HH VOTER OPINION SURVEY

June 21st to July 7th, 2023



Magellan Proposition HH Survey Overview

This voter opinion survey was funded and paid for by Magellan Strategies. Our motivation for conducting this survey was to provide our public sector clients, public policy partners, elected officials, and the media with reliable voter opinion data regarding Proposition HH. Proposition HH is one of the most complicated ballot measures to be put before Colorado voters.

Although the Proposition HH ballot language is relatively easy to understand, its approval would have far-reaching policy and funding implications for every local government, school district, property owner, and taxpayer in Colorado. Therefore, in consultation with public policy experts, our team put forth our best effort to educate and inform respondents of state and local public policy changes in Proposition HH is approved.

When reviewing this research, it is important to understand the reasoning and purpose of the questionnaire design and approach. A proper voter opinion ballot measure survey should include “uninformed” and “informed” ballot questions.

Magellan Proposition HH Survey Overview

The “uninformed” ballot question, which is T9 in the survey, asks respondents to read the ballot language before being educated with any information about the ballot measure’s cost, purpose, or impact if approved. The “informed” ballot measure question, which is T22 in the survey, asks respondents to read the ballot language after being informed of the ballot measure’s impact if approved.

This questionnaire approach allows us to identify information about the ballot measure that motivates voter support or opposition. In addition, the ballot measure information shared with respondents may forecast messaging used by organizations in support or opposition to the ballot measure. In summary, be aware there are two ballot measure questions measuring voter opinion of Proposition HH in an uninformed and informed manner.

Any questions regarding the survey findings and methodology can be directed to David Flaherty or Courtney Sievers by email at DFlaherty@MagellanStrategies.com and CSievers@MagellanStrategies.com.

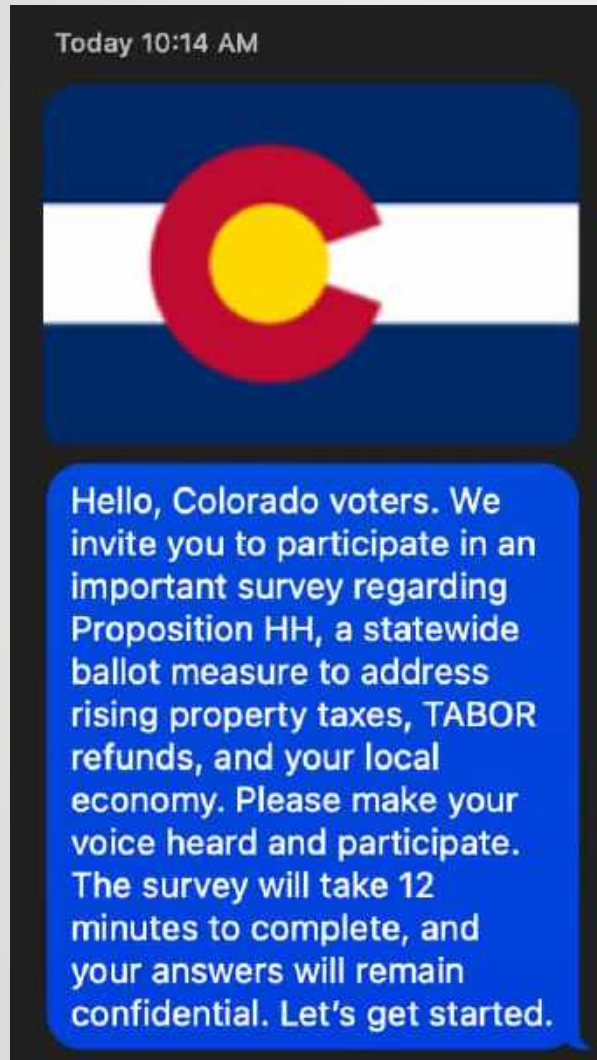
Magellan Proposition HH Survey Key Findings

- Colorado Colorado voters who are likely to vote in the 2023 election are unfamiliar with Proposition HH. Among all respondents, 41% are not familiar at all with the ballot measure. Only 10% of voters are very familiar with Prop HH, and 25% are somewhat familiar.
- The “uninformed” Prop HH ballot test measured voter support at 54%, voter opposition at 34%, with 12% undecided. Support for Prop HH is strongest among Democrats (67% approve), women (60%), seniors aged 65 and older (59%), and homeowners (55%). Opposition is strongest among Republicans (44% reject) and men (42%).

Magellan Proposition HH Survey Key Findings

- Among all respondents, support for Prop HH declined by 11%, from 54% to 43%, after being informed of the state and local policy changes that would go into effect if Prop were approved. This decrease was similar among every voter subgroup. In addition, voter opposition to Prop HH increased by 12%, from 34% to 46% after being informed. Simply put, as voters learn about Prop HH, they are more likely to oppose it, including seniors and homeowners.
- The “informed” Prop HH ballot test finds voter support at 43%, opposition at 46%, and 12% undecided. Assuming voters are relatively informed of the state and local policy changes triggered by Prop HH, the outcome of this ballot measure in November, in our opinion, is a toss-up that could go either way.

Methodology



- Magellan Strategies are pleased to present the results of a survey of 662 Colorado voters who are likely to vote in the 2023 election. The interviews were conducted from June 21st – July 7th, 2023.
- Interviews were conducted using an MMS text data collection method and a current Colorado voter file.
- The overall survey responses have a margin of error of +/- 3.81% at the 95% confidence interval. Population subgroups will have a higher margin of error than the overall sample.
- The survey results were weighted to be representative of the voter turnout demographics for an odd-year election in Colorado.

Colorado Voter Registration & Past Turnout Demographics

Magellan Strategies Colorado Voter Registration and Past Election Turnout Report

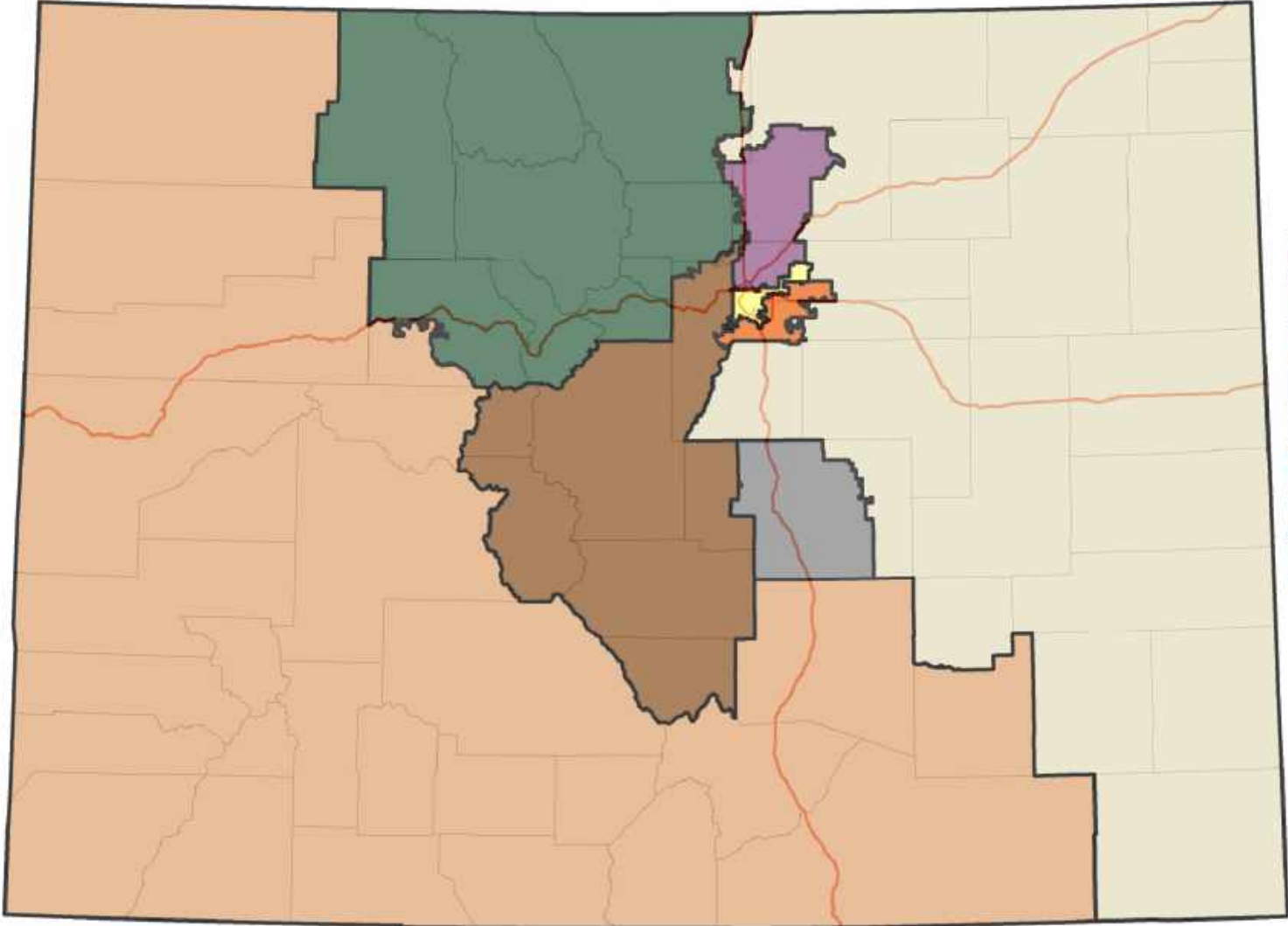
Congress	Registration		2022		2021		2020		2019	
	Count	%	Count	%	Count	%	Count	%	Count	%
District 1	539,540	12.4%	284,718	11.3%	166,994	10.7%	402,100	12.2%	181,814	11.5%
District 2	567,141	13.0%	357,243	14.2%	228,701	14.7%	443,136	13.5%	256,437	16.2%
District 3	566,431	13.0%	332,651	13.2%	212,676	13.7%	414,471	12.6%	205,340	13.0%
District 4	575,870	13.2%	359,940	14.3%	235,596	15.1%	435,671	13.3%	219,741	13.9%
District 5	540,086	12.4%	286,072	11.4%	169,560	10.9%	379,527	11.6%	193,294	12.2%
District 6	511,918	11.7%	283,639	11.3%	175,475	11.3%	426,390	13.0%	189,927	12.0%
District 7	577,968	13.3%	367,399	14.6%	232,450	14.9%	436,096	13.3%	186,530	11.8%
District 8	481,463	11.0%	246,055	9.8%	136,561	8.8%	346,068	10.5%	149,660	9.5%
Total	4,360,417		2,517,717		1,558,013		3,283,459		1,582,743	

Sex	Registration		2022		2021		2020		2019	
	Count	%	Count	%	Count	%	Count	%	Count	%
Female	2,206,031	50.6%	1,303,748	51.8%	804,985	52.0%	1,679,090	51.9%	816,927	52.0%
Male	2,154,386	49.4%	1,213,969	48.2%	744,082	48.0%	1,553,523	48.1%	753,632	48.0%
Total	4,360,417		2,517,717		1,549,067		3,232,613		1,570,559	

Age Group	Registration		2022		2021		2020		2019	
	Count	%	Count	%	Count	%	Count	%	Count	%
18-34	1,282,539	29.4%	495,111	19.7%	214,380	13.8%	872,423	26.6%	223,497	14.1%
35-44	811,751	18.6%	419,122	16.6%	224,716	14.4%	565,220	17.2%	213,221	13.5%
45-54	651,487	14.9%	408,955	16.2%	241,398	15.5%	523,354	15.9%	248,785	15.7%
55-64	640,401	14.7%	462,301	18.4%	317,119	20.4%	569,709	17.4%	350,255	22.1%
65+	974,239	22.3%	732,228	29.1%	560,400	36.0%	752,753	22.9%	546,985	34.6%
Total	4,360,417		2,517,717		1,558,013		3,283,459		1,582,743	

Party	Registration		2022		2021		2020		2019	
	Count	%	Count	%	Count	%	Count	%	Count	%
Unaffiliated	2,022,173	46.4%	1,017,709	40.4%	566,548	36.4%	1,278,947	39.0%	512,350	32.4%
Democrat	1,194,981	27.4%	761,772	30.3%	490,571	31.5%	1,017,590	31.0%	512,350	32.4%
Republican	1,058,825	24.3%	705,537	28.0%	485,091	31.1%	936,440	28.5%	539,563	34.1%
Libertarian	49,511	1.1%	21,429	0.9%	10,923	0.7%	34,130	1.0%	12,587	0.8%
Other	34,927	0.8%	11,270	0.4%	4,880	0.3%	16,352	0.5%	5,893	0.4%
Total	4,360,417		2,517,717		1,558,013		3,283,459		1,582,743	

Colorado Congressional District Map

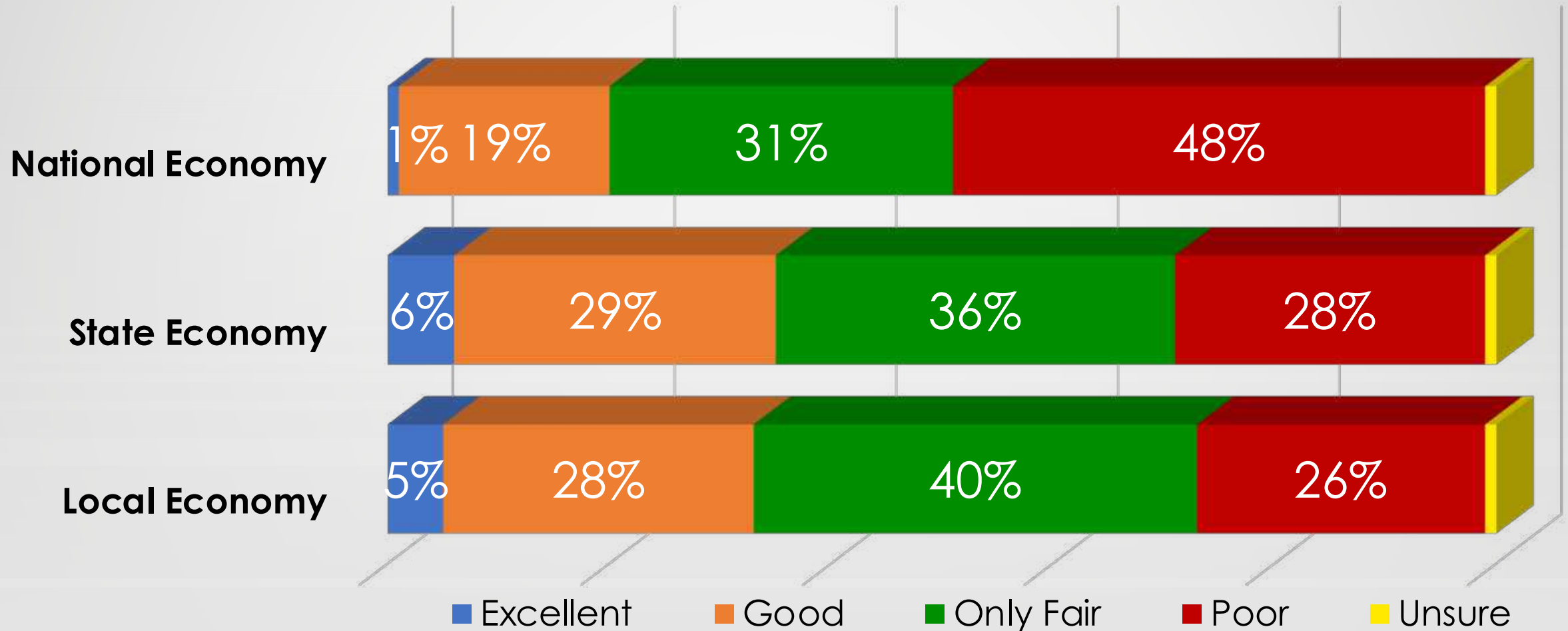


- 1st Congressional District
- 2nd Congressional District
- 3rd Congressional District
- 4th Congressional District
- 5th Congressional District
- 6th Congressional District
- 7th Congressional District
- 8th Congressional District

VOTER OPINION OF THE ECONOMY

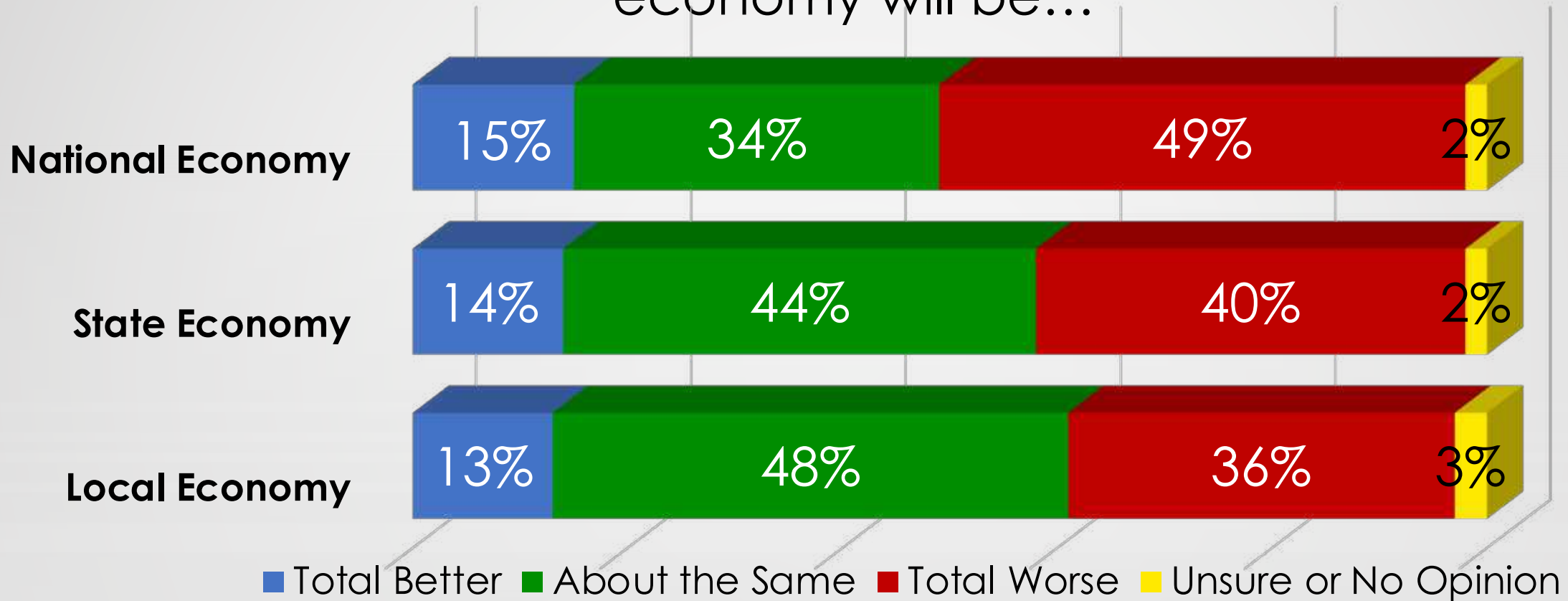
How would you rate the status of the economy?

Do you think it is:



VOTER OPINION OF THE ECONOMY IN 12 MONTHS

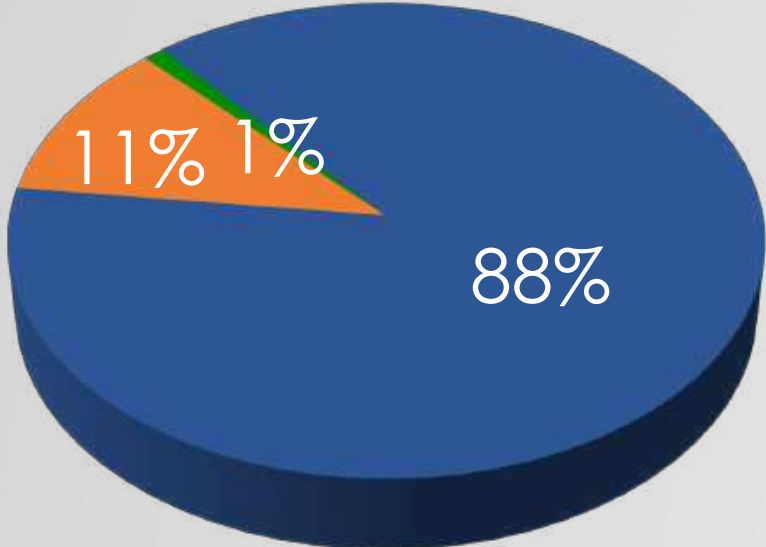
In the next 12 months, do you think the status of the economy will be...



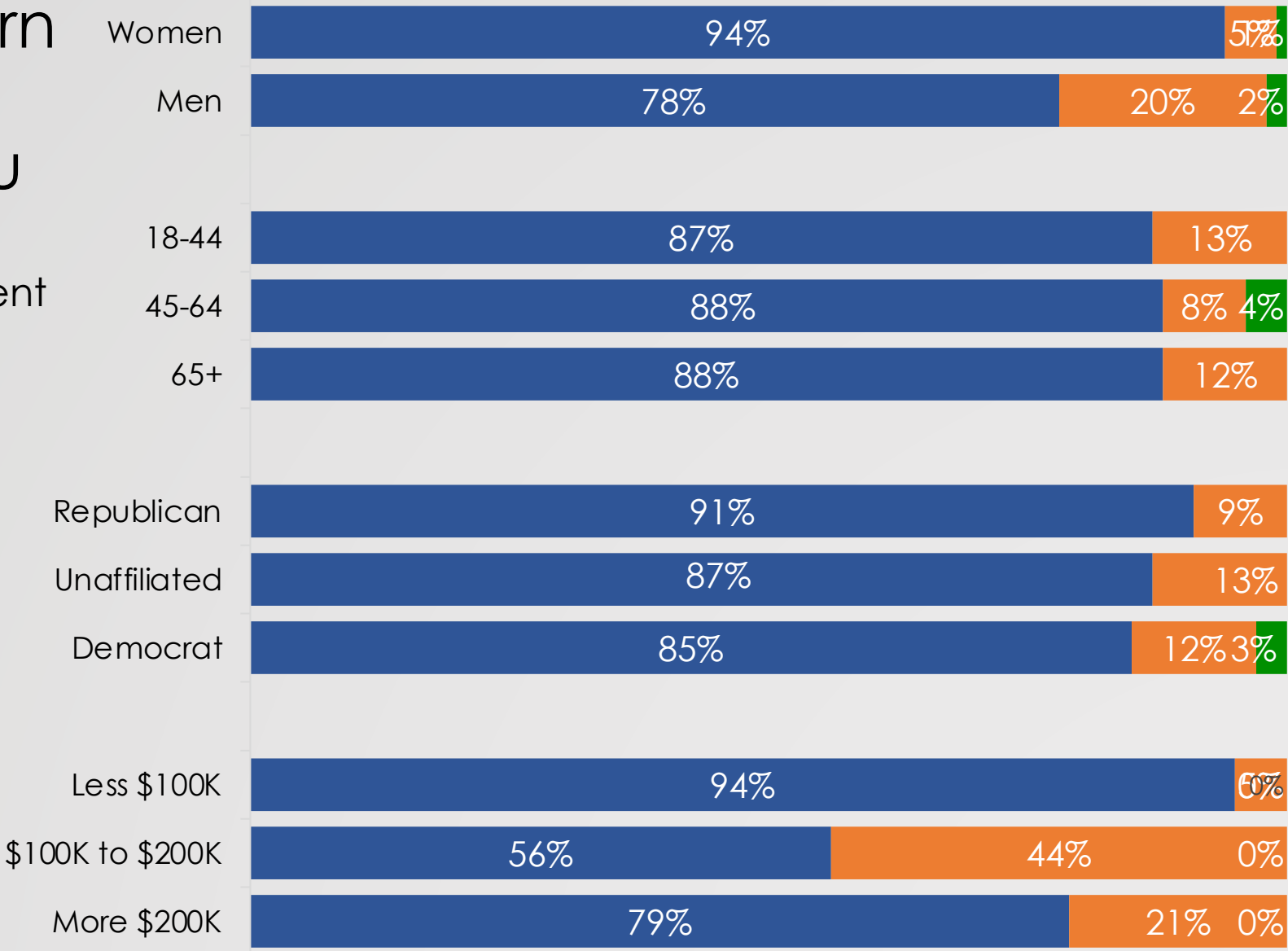
	Much Better	Smwt. Better	Much Worse	Smwt. Worse
National	3%	12%	22%	27%
State	2%	12%	15%	25%
Local	2%	11%	13%	23%

How much of a concern is the rising cost of renting a home to you and your family?

[Asked to the 126 respondents who rent their home, +/- 8.7% MoE]



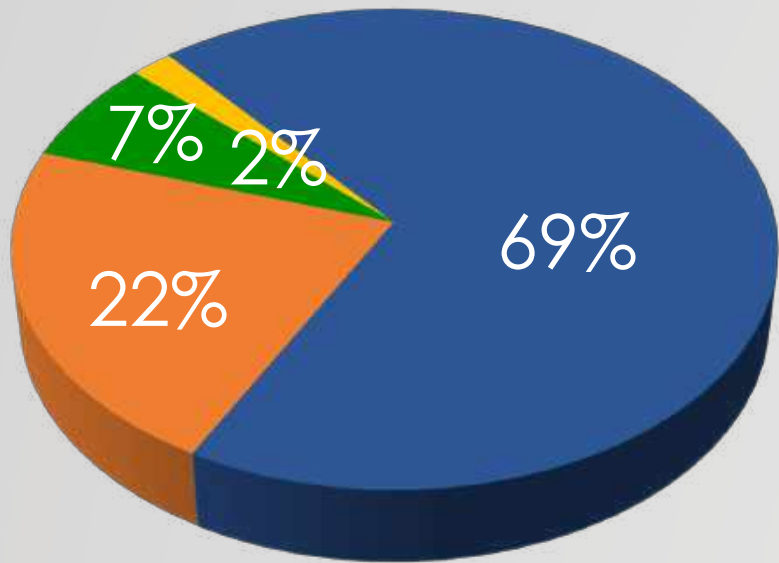
- Big Concern
- Somewhat of a Concern
- Not Too Much of a Concern
- No Concern at All
- Unsure or No Opinion



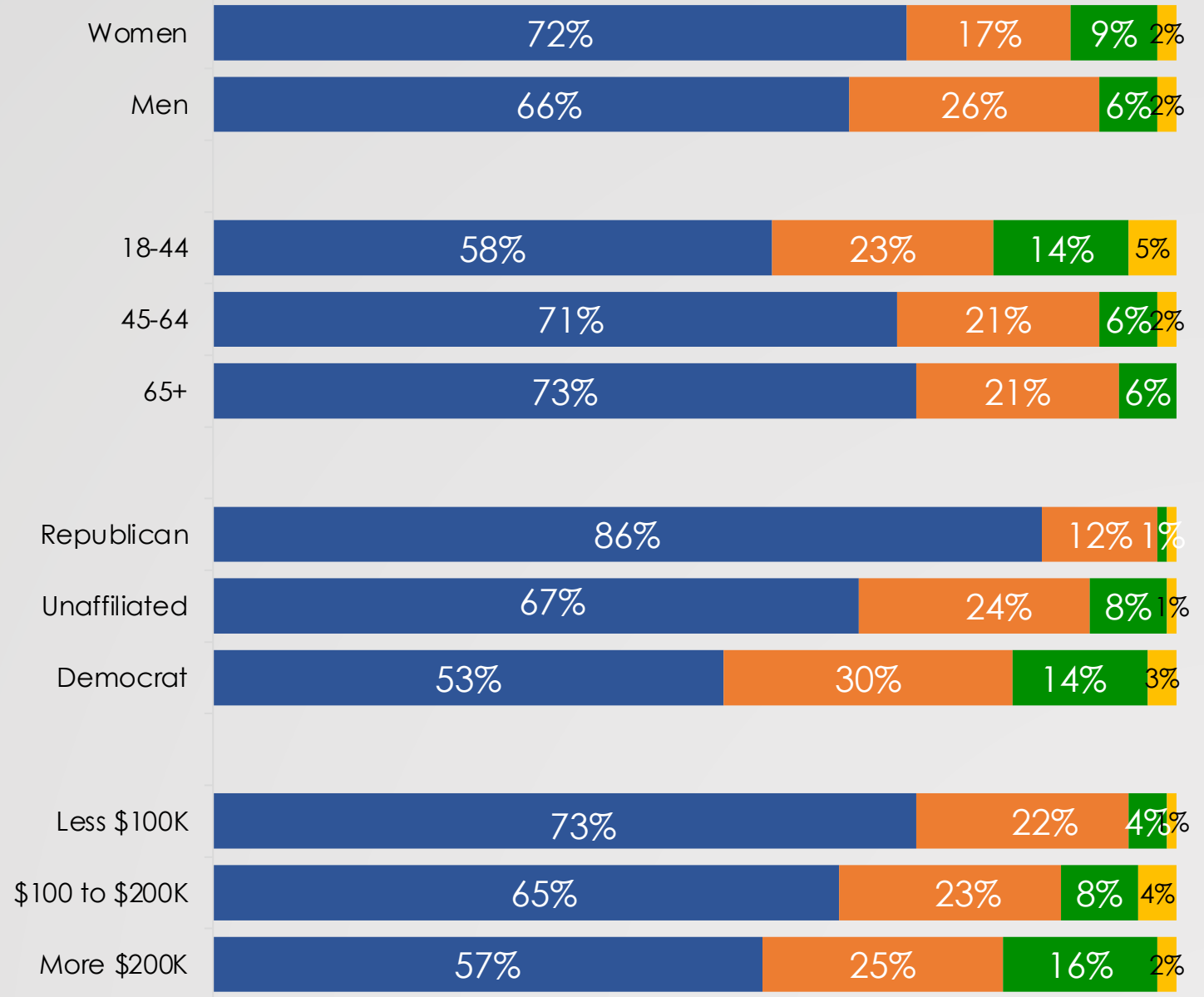
- Big Concern
- Somewhat of a Concern
- Not Too Much of a Concern
- No Concern at All
- Unsure or No Opinion

How much of a concern is rising residential property taxes to you and your family?

[Asked to the 508 respondents who own their home, +/- 4.3% MoE]



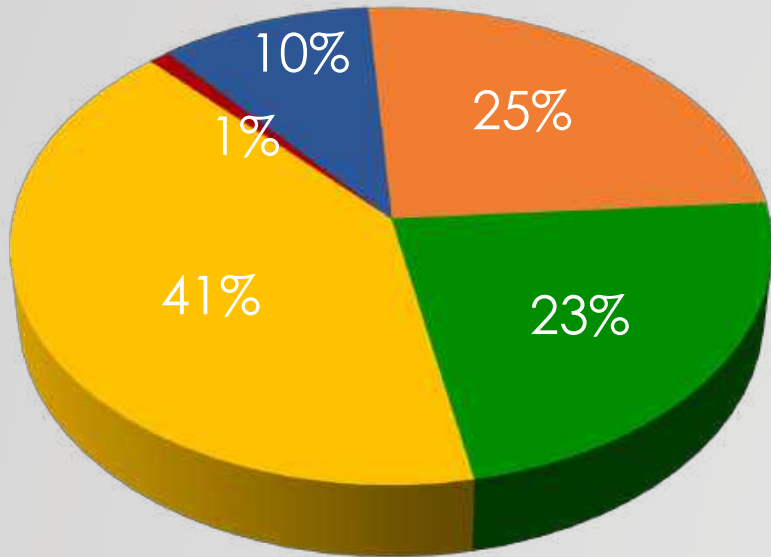
- Big Concern
- Somewhat of a Concern
- Not Too Much of a Concern
- No Concern at All
- Unsure or No Opinion



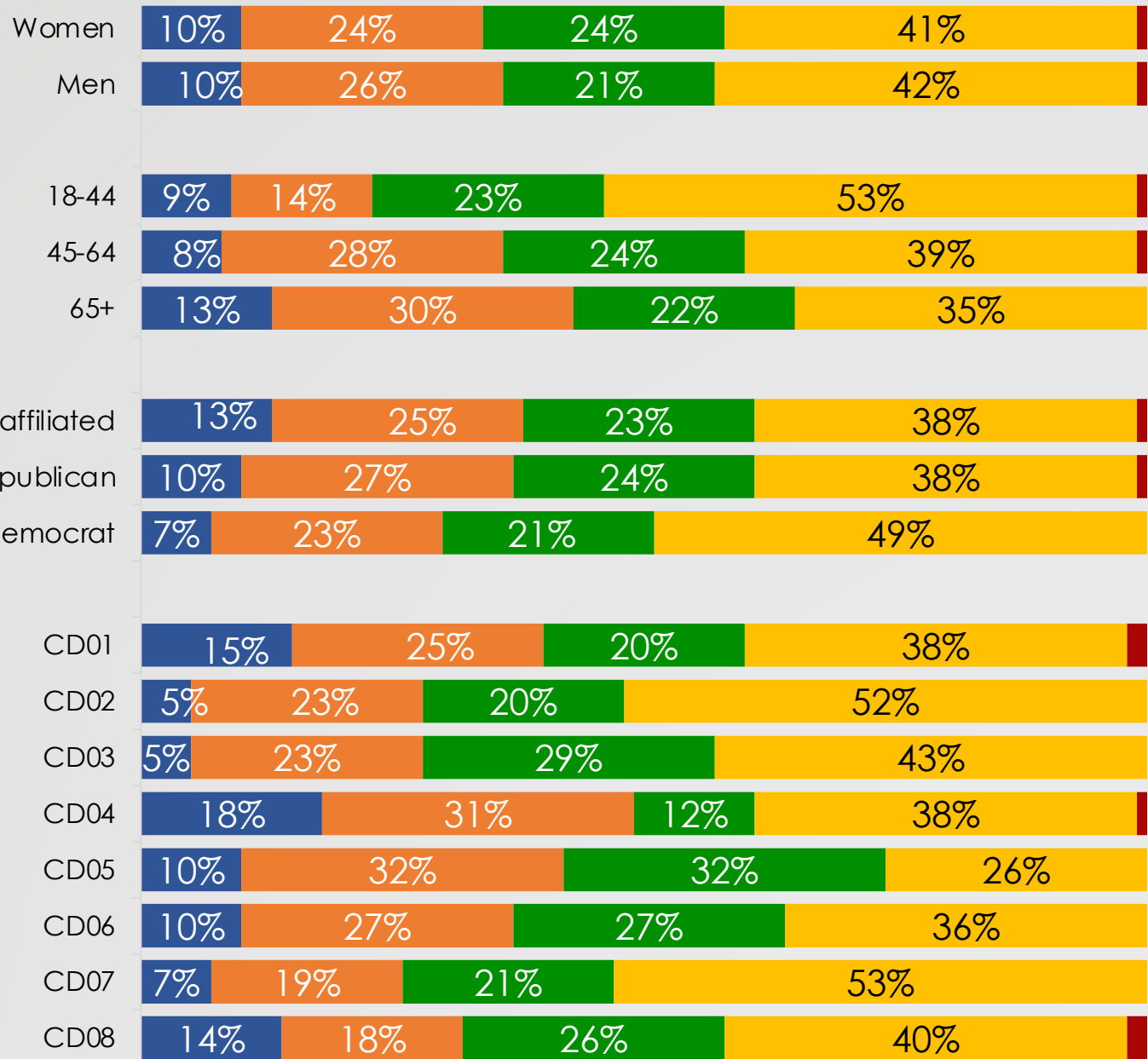
- Big Concern
- Somewhat of a Concern
- Not Too Much of a Concern
- No Concern at All
- Unsure or No Opinion

How familiar are you with Proposition HH, a statewide question that will likely be on the ballot this November?

Very and Somewhat Familiar 35%



- Very Familiar
- Somewhat Familiar
- Not Too Familiar
- Not Familiar at All
- Unsure or No Opinion



- Very Familiar
- Somewhat Familiar
- Not Too Familiar
- Not Familiar at All
- Unsure or No Opinion

Proposition HH Uninformed Ballot Measure Question



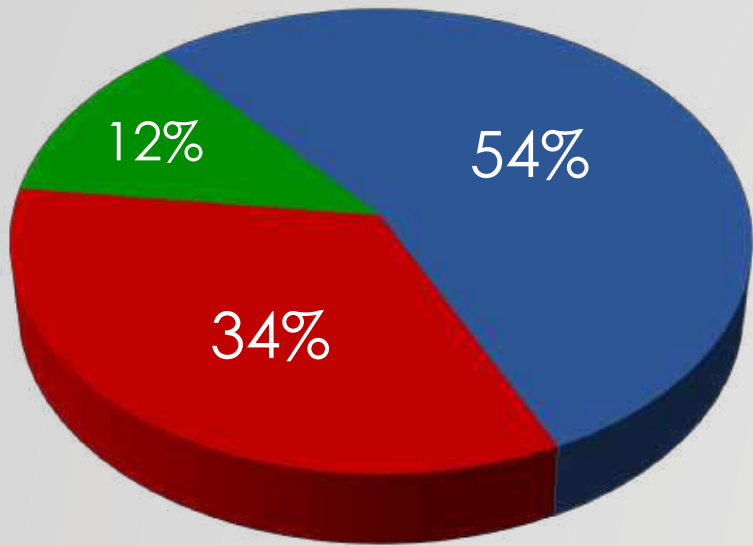
Following is the ballot language for Proposition HH. After reading it, please indicate if you would vote yes and approve it or vote no and reject it.

SHALL THE STATE REDUCE PROPERTY TAXES FOR HOMES AND BUSINESSES, INCLUDING EXPANDING PROPERTY TAX RELIEF FOR SENIORS, AND BACKFILL COUNTIES, WATER DISTRICTS, FIRE DISTRICTS, AMBULANCE AND HOSPITAL DISTRICTS, AND OTHER LOCAL GOVERNMENTS AND FUND SCHOOL DISTRICTS BY USING A PORTION OF THE STATE SURPLUS UP TO THE PROPOSITION HH CAP AS DEFINED IN THIS MEASURE?

If an election were being held today, would you vote yes and approve, or vote no and reject Proposition HH?

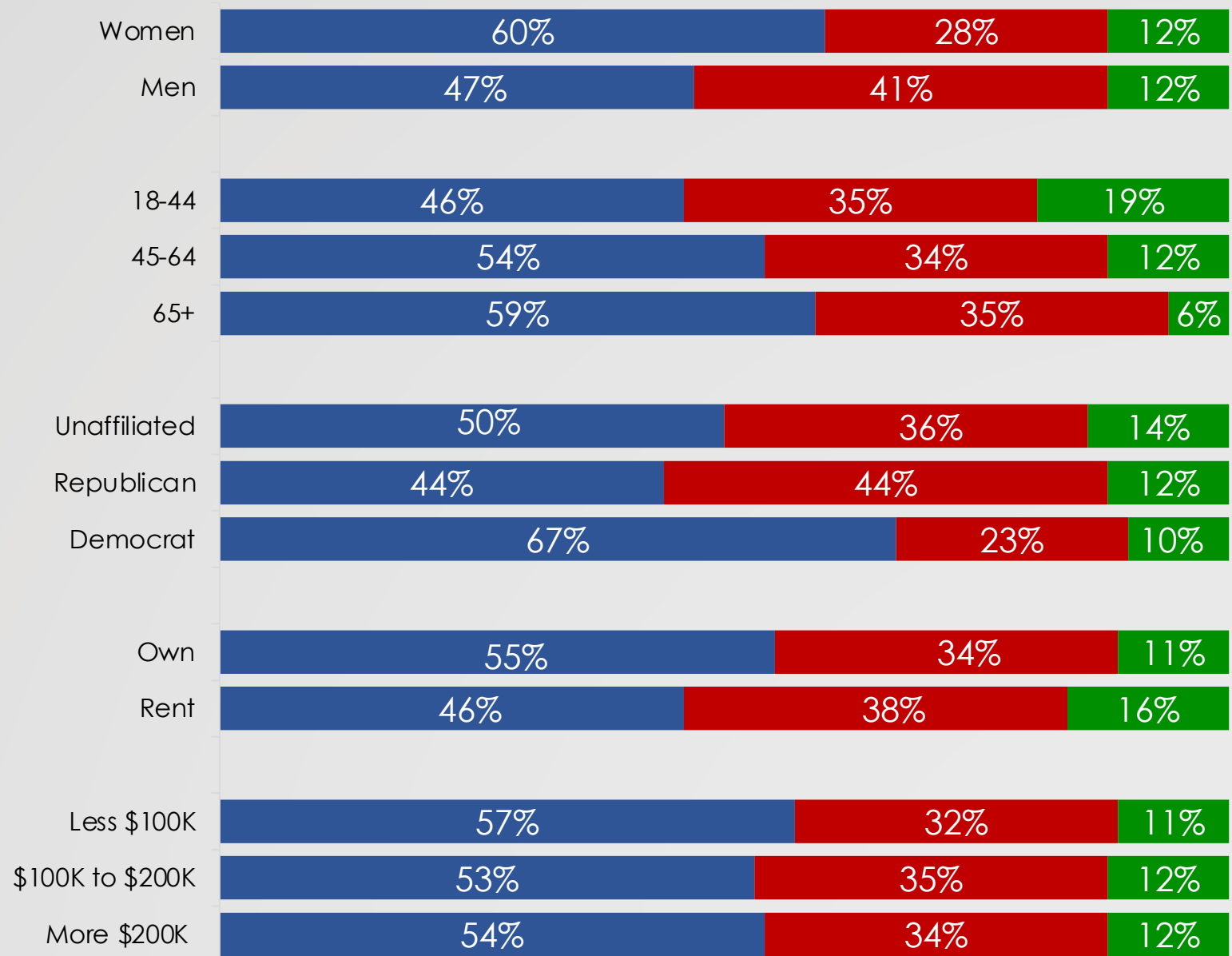
Prop HH Uninformed Ballot Question

If an election were held today, would you vote yes and approve or vote no and reject Proposition HH?



■ Total Yes, Approve
■ Total No, Reject
■ Undecided

Definitely Vote Yes	24%
Probably Vote Yes	30%
Definitely Vote No	12%
Probably Vote No	22%



■ Total Yes, Approve ■ Total No, Reject ■ Undecided

Proposition HH Education & Information Questions



We will now share information about Proposition HH, also called Prop HH, and how its approval would impact property taxes, TABOR refunds, school district funding, and property tax revenue to local governments.

Some of the questions may be long, so please take your time reading them. After reading each question, please indicate if the information makes you more likely to approve Proposition HH or more likely to reject it. Let's get started.

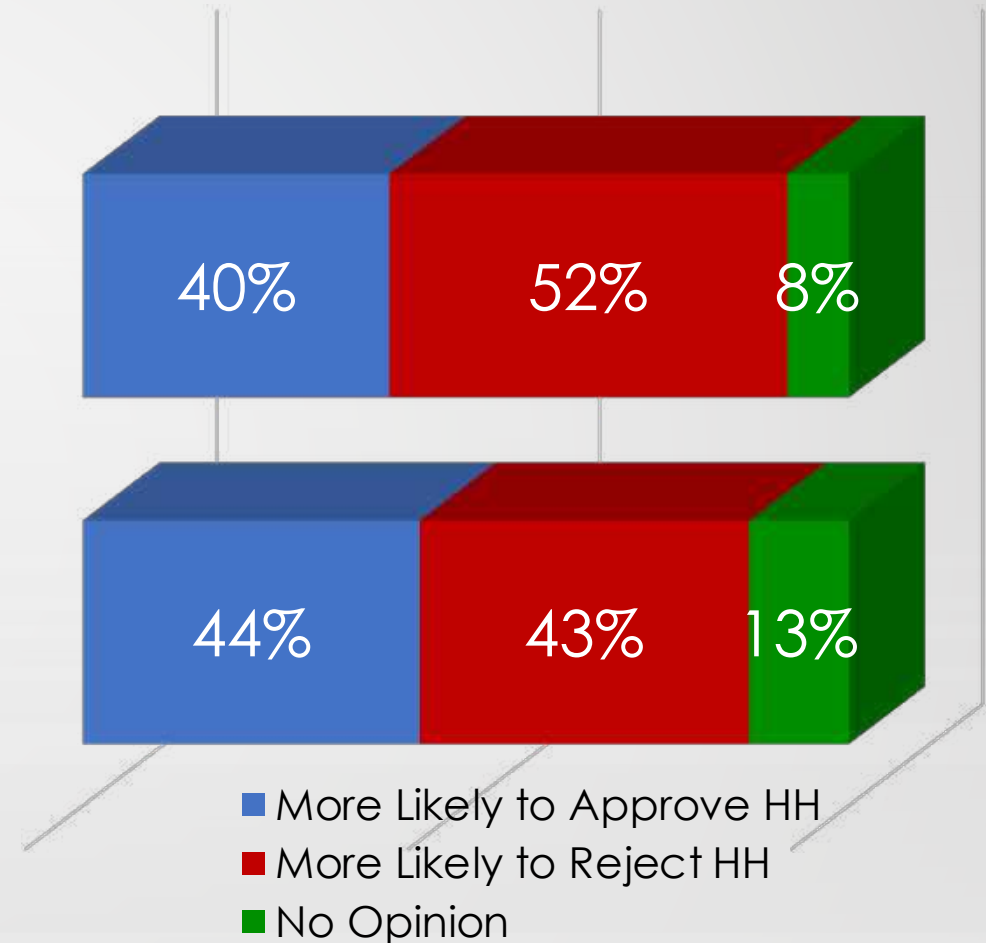
PROPOSITION HH EDUCATION & INFORMATION QUESTIONS

The questions are shown in the order respondents read them.

In 1992, voters approved the TABOR Amendment, limiting the amount of revenue the state could receive and spend each year. When state revenue exceeds the annual revenue limit, that money is refunded to taxpayers. In some years, the state does not collect enough revenue to exceed the annual revenue limit. In those years, there are no refunds. In 2005, voters approved Referendum C, which established a new formula to determine the annual revenue limit. Currently, the state revenue limit is about \$16 billion. If Prop HH is approved, the state revenue limit will be increased by 1% for ten years. This allows the state to retain additional revenue and thus reduce the amount refunded to taxpayers. Knowing this information, are you:

Prop HH aims to provide property tax relief to homeowners and businesses for at least ten years. If Prop HH is approved, annual property tax payments may still rise, but by smaller amounts and not as quickly. Property owners would receive some property tax relief by reducing the assessment rates for residential and non-residential property. The table below shows the estimated annual savings for a residential property if Prop HH is approved. Second homes, vacation homes, and rental homes would receive about half of the savings shown. Knowing this information, are you:

Home Value	Average Yearly Savings
\$500K	\$378
\$1 million	\$541
\$2 million	\$869



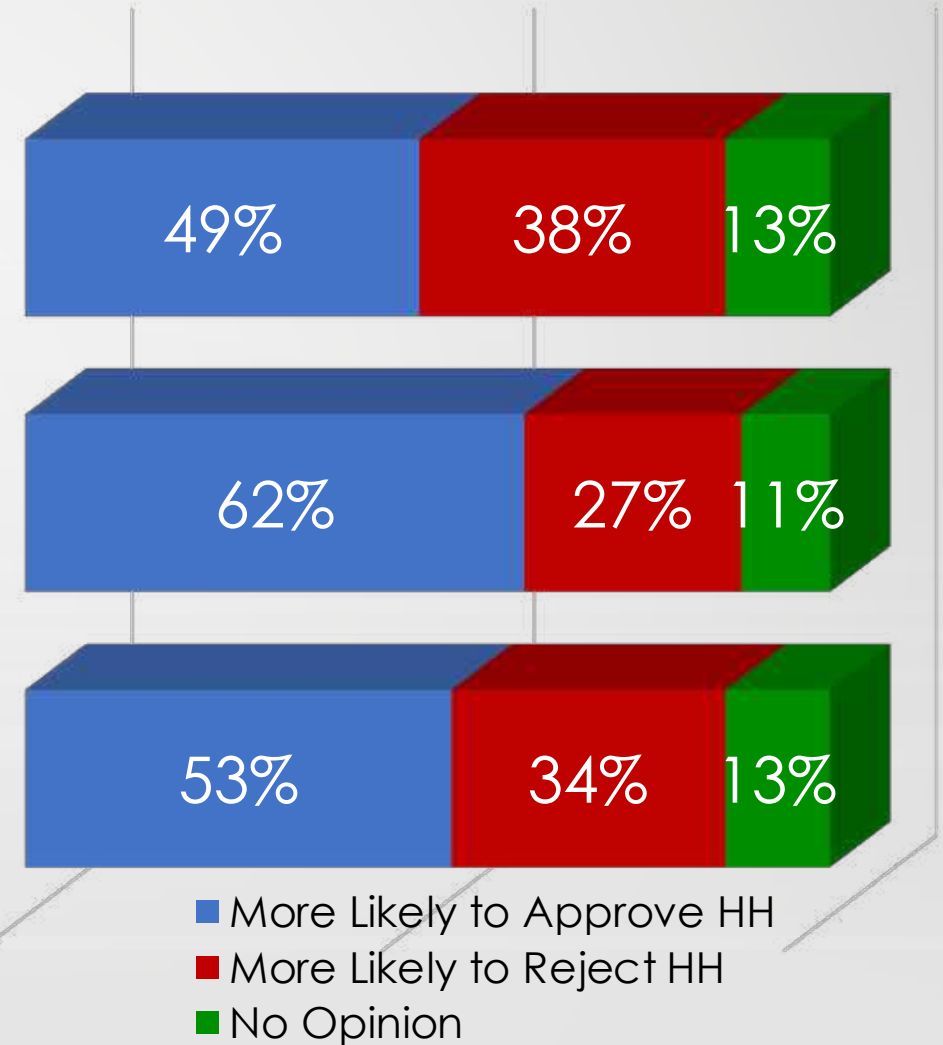
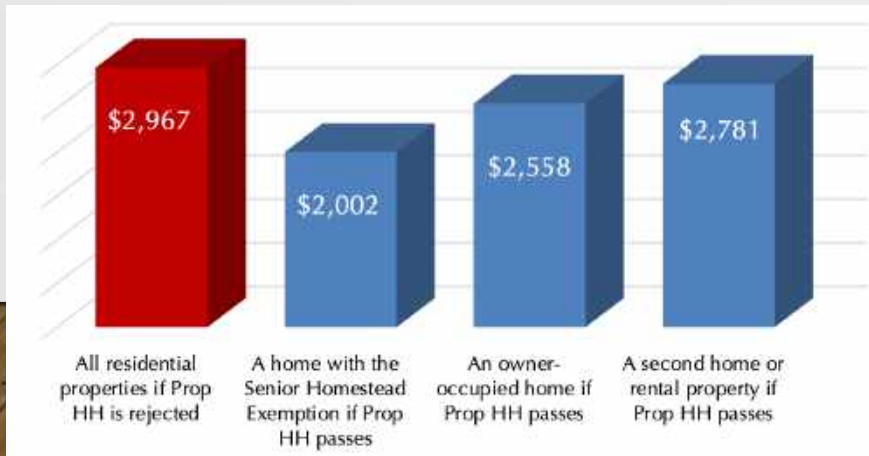
PROPOSITION HH EDUCATION & INFORMATION QUESTIONS

The questions are shown in the order respondents read them.

If Prop HH is approved, a residential property owner can reduce \$50,000 from their home's assessed value in 2024. For example, if a home has an actual property value of \$500,000, the homeowner will pay taxes on a home valued at \$450,000. This "home valuation reduction" would drop to \$40,000 from 2024 to 2032. The \$40,000 home valuation reduction would not apply to second homes or rental properties after 2024. Knowing this information, are you:

If approved, Prop HH would also expand the Senior Homestead Property Tax Exemption from \$100,000 to \$140,000 for individuals 65 or older who have lived in their homes for at least ten years. This exemption can be transferred to a new home, allowing a person to downsize without losing this benefit beginning in 2025. Knowing this information, are you:

The chart below shows estimated changes to the amount of residential property tax a homeowner would pay for a home with an actual value of \$500,000 if Prop HH is approved for property tax year 2023. Knowing this information, are you:



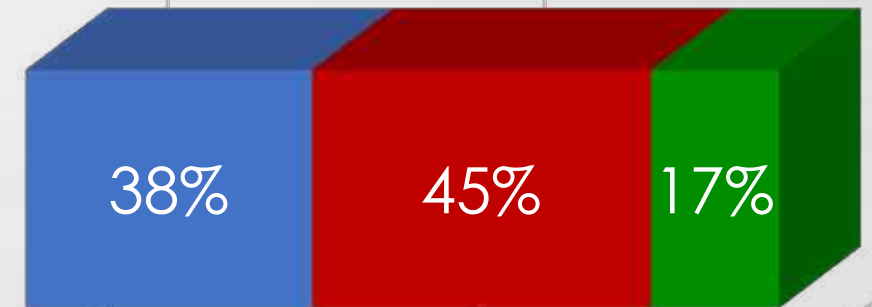
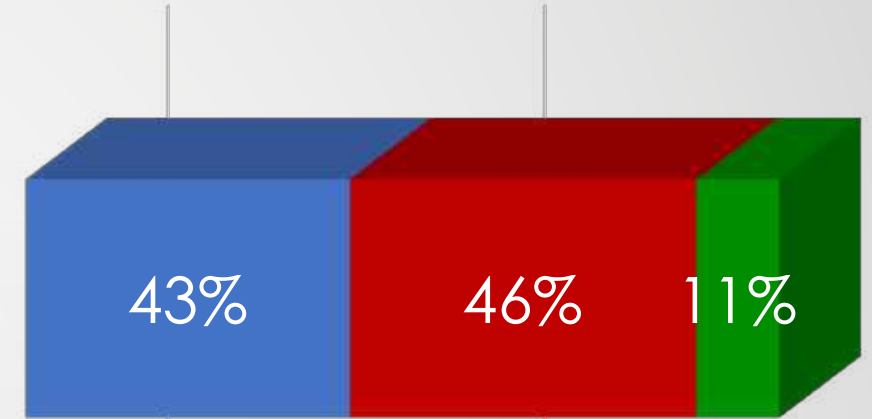
PROPOSITION HH EDUCATION & INFORMATION QUESTIONS

The questions are shown in the order respondents read them.

If Prop HH is approved, the reduction of property assessment rates will result in less property tax revenue for local governments for at least ten years. To partially address the lost revenue to local governments, Prop HH would allow the state to retain a portion of future TABOR refund dollars and take in more revenue by increasing the state revenue limit by 1%. We will refer to these revenue sources as “Prop HH Funds or Funding.” A portion of Prop HH Funds would be directed toward local governments to help “backfill” or replace some of the “lost” property tax revenue governments would have received. Knowing this information, are you:

However, local governments are unlikely to receive enough Prop HH Funding to “backfill” and replace the total amount of lost revenue over ten years for the following reasons.

- Only 20% of all Prop HH Funding will go towards “backfilling” local governments. The other 80% of funding will go towards “backfilling” school districts.
- Fire, Emergency Medical Service (EMS), and Health Districts are “first in line” to receive Prop HH Funds. Assuming there are enough funds, their total “backfill” amounts will be addressed first. All other local governments will then receive what remains of Prop HH Funding.
- Local governments who’s total “real property” assessed values have increased by more than 20% since 2022 will not be eligible to receive Prop HH funding. It is important to note that many local governments are already close to exceeding 20% and becoming ineligible for Prop HH funding.
- Fire, EMS, and Health Districts whose “real property” assessed values have increased by more than 20% since 2022 can still receive up to 50% of their “backfill” amounts from Prop HH Funds.
- Local governments with 300,000 or more people whose “real property” assessed values have increased by more than 20% since 2022 are eligible to receive 65% of their total “backfill” amount from Prop HH Funds.

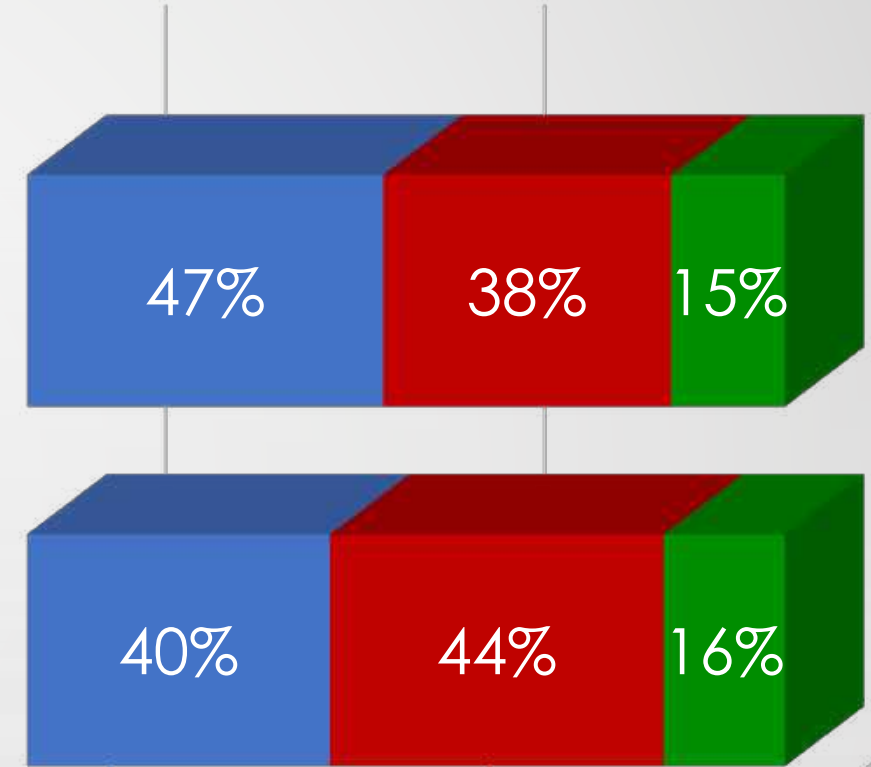


- More Likely to Approve HH
- More Likely to Reject HH
- No Opinion

PROPOSITION HH EDUCATION & INFORMATION QUESTIONS

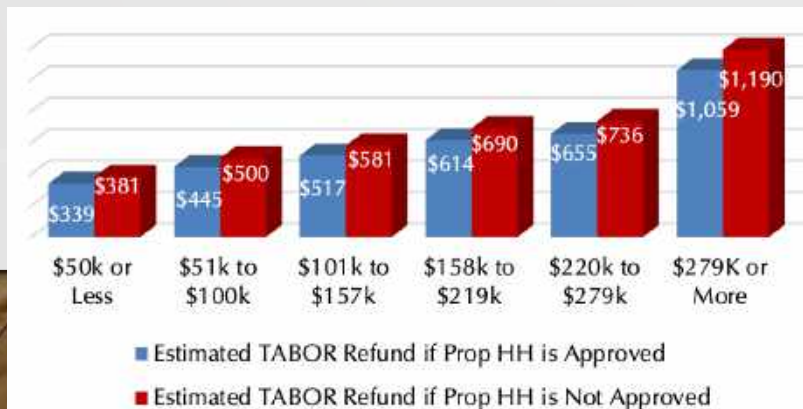
The questions are shown in the order respondents read them.

If Prop HH is approved, individual tax filers will receive a TABOR refund of about \$873, and joint tax filers (couples) will receive about \$1,746. This “flat rate” refund process only applies to the first year. However, the state legislature could vote to use the “flat rate” rebate process in future years. Knowing this information, are you:



- More Likely to Approve HH
- More Likely to Reject HH
- No Opinion

In the past, the amount of a TABOR refund was determined by an individual's income across six “income brackets.” If the “flat rate” refund process is not renewed, and the “income bracket” process is reinstated, the graph below shows the estimated TABOR refund amount for 2024 that an individual would receive if Prop HH is approved or rejected. The amounts shown in the graph are for a single tax filer. The refund amounts would double for joint (couples) tax filers. Knowing this information, are you:



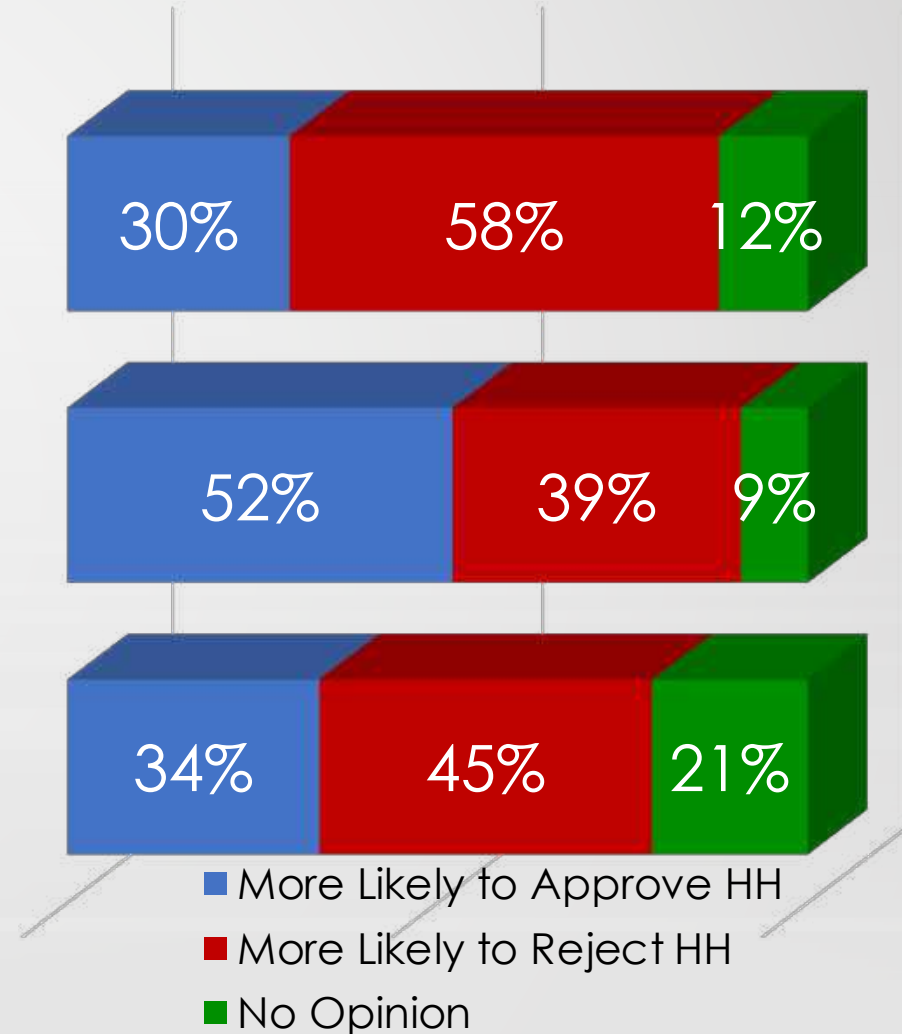
PROPOSITION HH EDUCATION & INFORMATION QUESTIONS

The questions are shown in the order respondents read them.

If Prop HH is approved, a new process called “Participatory Taxation”, or “Truth in Taxation” would be created for local governments to consider. This process would allow a majority of local government elected officials to vote to retain property tax revenue that would otherwise be refunded to taxpayers. To clarify, elected officials, rather than voters, would decide to keep property tax revenue. Under this process, elected officials must have a public meeting to discuss reasons why they intend to retain property tax revenue. The public meeting must include time for public comment, and at the same meeting, a vote must occur to retain the property tax revenue that would otherwise be refunded to taxpayers. Knowing this information, are you:

Prop HH would set aside about \$20 million yearly for the state’s Renter Relief Program if approved. This program provides rental assistance to families and individuals experiencing financial hardship to prevent housing instability and potential eviction. Knowing this information, are you:

Because this referendum is statutory, Proposition HH could be changed by future state legislatures. Knowing this information, are you:



Proposition HH Informed Ballot Measure Question



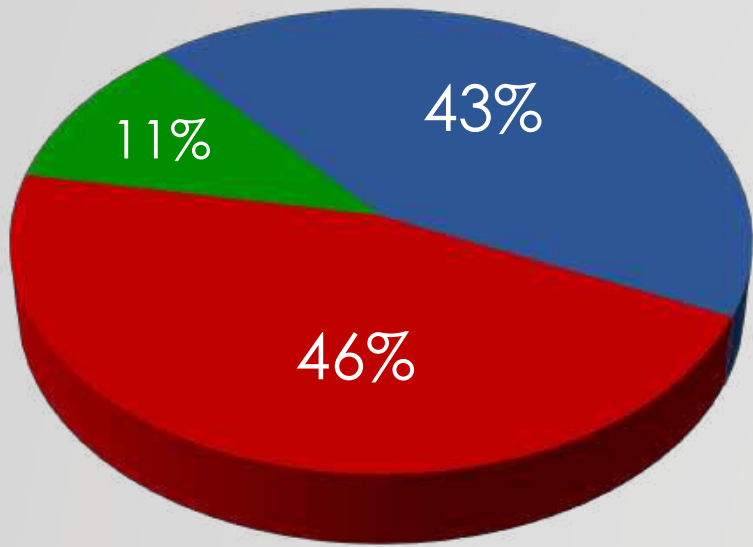
Thank you for reading the information about Proposition HH. We now ask you to read the ballot language one more time.

SHALL THE STATE REDUCE PROPERTY TAXES FOR HOMES AND BUSINESSES, INCLUDING EXPANDING PROPERTY TAX RELIEF FOR SENIORS, AND BACKFILL COUNTIES, WATER DISTRICTS, FIRE DISTRICTS, AMBULANCE AND HOSPITAL DISTRICTS, AND OTHER LOCAL GOVERNMENTS AND FUND SCHOOL DISTRICTS BY USING A PORTION OF THE STATE SURPLUS UP TO THE PROPOSITION HH CAP AS DEFINED IN THIS MEASURE?

If an election were being held today, would you vote yes and approve, or vote no and reject Proposition HH?

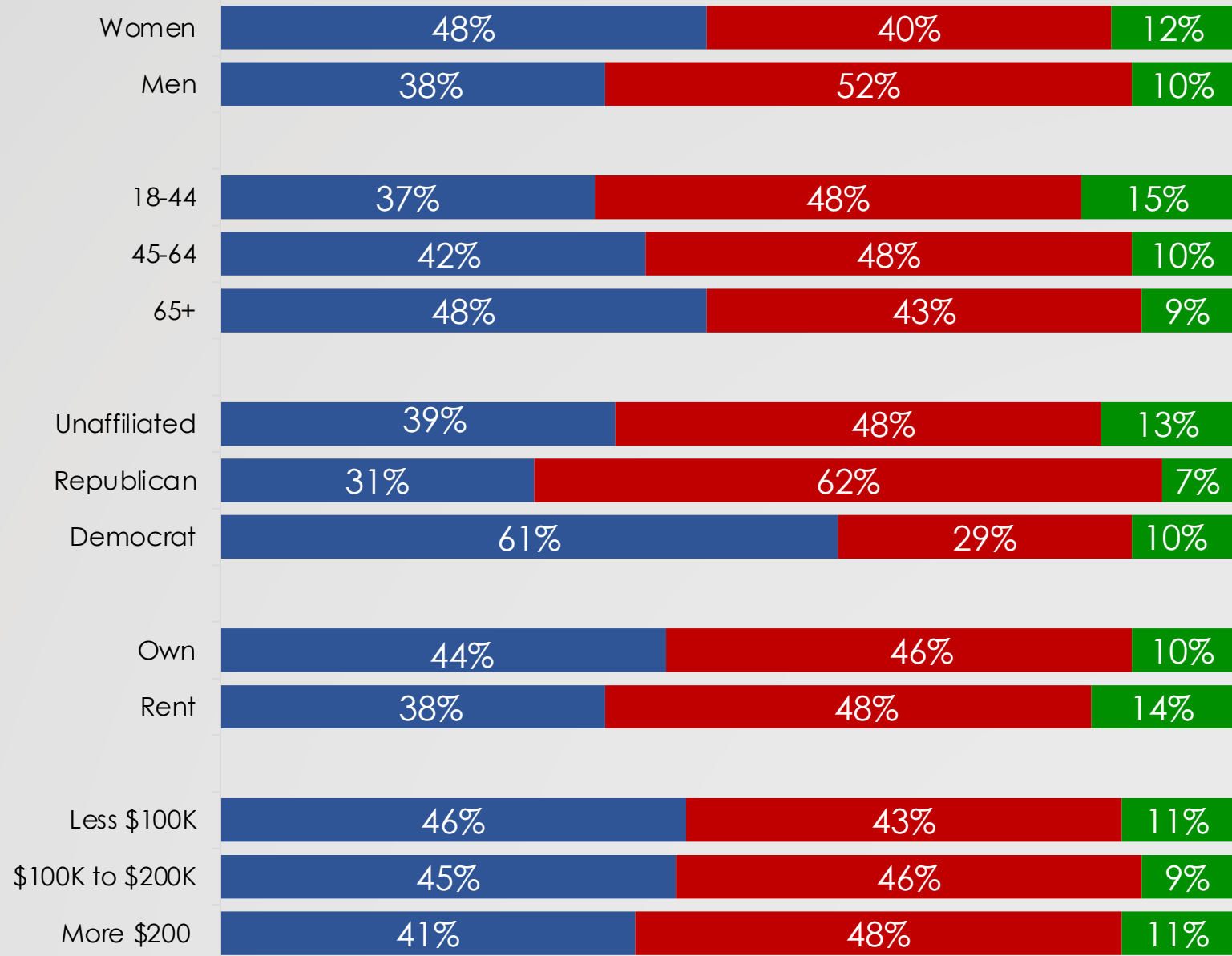
Prop HH Informed Ballot Question

If an election were held today, would you vote yes and approve or vote no and reject Proposition HH?



■ Total Yes, Approve
 ■ Total No, Reject
 ■ Undecided

Definitely Vote Yes	17%
Probably Vote Yes	26%
Definitely Vote No	28%
Probably Vote No	18%



■ Total Yes, Approve ■ Total No, Reject ■ Undecided

Why 43% of Voters Intend to Vote Yes and Approve Prop HH

Please describe the reasons why you would vote yes and approve Proposition HH.

Themes

Homeowners, especially seniors, want property tax relief

Perception Prop HH approval will result in more funding for housing, schools, & social services

Dislike TABOR restricting funding going for services, therefore support Prop HH so the government can retain more funding

"I think homeowners need help as we bought houses before the properties at much less prices. I think seniors and the homeless could also benefit as well. Taking care of the school, police, and firemen is the right thing to do." **-Female, 45-54, Unaffiliated, El Paso County**

"It seems solid/well thought out, for the most part. I like the renter's relief and the reduction in property taxes, which will help me out. I still have more to research/discuss, though." **-Male, 35-44, Unaffiliated, Boulder County**

"Property values and thus estimated taxes are being ridiculously inflated by the shortage of affordable new housing in the midst of our population growth. TABOR is a stupid conservative idea that's continually inhibiting our state's ability to adapt to our growing and changing challenges. Let's give the little guy a break and help the state use funding where it can really help the greater public. Also, Eat The Rich!" **-Male, 45-54, Democrat, Arapahoe County**

"Because I own not only my home but an adjacent 2 acres, and the tax rate is ridiculous. Seriously, \$2000 plus dollars tax on an undeveloped lot? I feel revolution in the future if things don't change....." **-Male, 45-54, Republican, Montrose**

"Property taxes are rising like crazy, I feel bad for anyone having to rent right now as the prices are insane, and I like the idea of backfilling local government and schools to ensure they can continue to operate." **-Female, 35-44, Unaffiliated, Delta County**

"Although there are definite problems, such as local leader control, I would still vote yes because the value of a property is way too high, which seems to help relieve that stress in regard to taxes." **-Male, 18-34, Democrat, Pueblo County**

Why 43% of Voters Intend to Vote Yes and Approve Prop HH

Please describe the reasons why you would vote yes and approve Proposition HH.

Themes

Homeowners, especially seniors, want property tax relief

Perception Prop HH approval will result in more funding for housing, schools, & social services

Dislike TABOR restricting funding going for services, therefore support Prop HH so the government can retain more funding

“The amount that my tabor refund would be reduced is not detrimental to me. The cost if living, cost of home ownership, and rental prices need some help NOW. I am all about reinvesting surplus back into our community and state to help improve the quality of life for those who may be struggling with daily expenses.” **-Female, 55-64, Democrat, Denver**

“(The) Property value formula is not an accurate method and is unfair, I firmly believe TABOR should be removed and fair taxing methods developed.” **-Male, 55-64, Unaffiliated, Douglas County**

“Too many homeowners are on the edge of making their mortgage and insurance payments. The new tax assessments would result in many families unable to afford their homes, forcing many to sell.” **-Male, 55-64, Unaffiliated, Weld County**

“I’m a senior citizen, and my income is somewhat fixed. I realize local governments need tax money to provide services. However, I want to see that money is spent wisely. I’m not certain that Prop HH is going to do any more than just shuffle tax dollars around in a different way! As time progresses, I hope more information will become available in the future to give me more clarity, I’m not certain I comprehend all the ramifications of this proposition.” **-Male, 65+, Unaffiliated, Montezuma County**

“I hate the TABOR and what it did to school district’s funding, especially my local district.” **-Male, 55-64, Unaffiliated, Routt County**

“A 1% increase still allows for a Tabor refund. I am, however, worried that the local government can vote to retain the refunds instead of giving it back to the people. That part of the bill worries me.” **-Female, 35-44, Unaffiliated, Larimer County**

Why 46% of Voters Intend to Vote No and Reject Prop HH

Please describe the reasons why you would vote no and reject Proposition HH.

Themes

Protect and Defend TABOR!

Do not trust the government to spend HH funding wisely

Addition taxation is not the answer, get government spending under control

Skeptical there is enough "backfill" funding to replace lost local government revenue

"Why on earth would I ever vote for something so the parasites in government can keep more of my property taxes. How about you spend less instead of constantly taxing us more." -**Male, 35-44, Republican, Boulder County**

"I don't believe the money will actually be used to help the community. The money will be stolen by local and state officials. HH seems to be a way for officials to slowly revoke TABOR and take more money under the guise of helping homeowners, seniors, homeless and the community. I do not trust this money will go where it is needed the most." -**Female, 18-34, Unaffiliated, El Paso County**

"Colorado is ridiculously expensive, food, homes, the lack of homes. My entire family is native born to Colorado and we are disgusted with how bad this state is especially to reach out goals and dreams. In other words, us people in Colorado need those Tabor refunds for ourselves to survive!!" -**Female, 35-44, Unaffiliated, Adams County**

"The Democrat legislature and Senate procrastinated so long that they didn't have time to craft a good bill to be placed on the ballot. The Tabor refund money should come to each state resident that is here legally, the state legislature and senate wasted an opportunity to truly fix this with proper feedback from citizens of the state." -**Male, 65+, Republican, Unaffiliated, Douglas County**

"The state wastes money. Free, free, free and now can't get people to work. Stop giving away the bank. Teach people fiscal responsibility. The state needs to find areas to be more efficient and live within the budget. The state already gets lotto, oil and gas tax, marijuana tax, gambling tax. Regardless of how much the state gets, it will never be enough!" -**Female, 55-64, Unaffiliated, Weld County**

Why 46% of Voters Intend to Vote No and Reject Prop HH

Please describe the reasons why you would vote no and reject Proposition HH.

Themes

Protect and Defend TABOR!

Do not trust the government to spend HH funding wisely

Addition taxation is not the answer, get government spending under control

Skeptical there is enough "backfill" funding to replace lost local government revenue

"I am already concerned about the amount of money schools lose due to Tabor. Reducing property taxes doesn't sound like it's in the best interest of our public schools." - **Female, 55-64, Unaffiliated, Arapahoe County**

"Because there still isn't enough revenue to backfill. I would rather we continue to pay all prop taxes and allow the state to keep surplus." - **Female, 55-64, Democrat, Mineral County**

"No way should local councils decide whether I get my refund dollars." - **Male, 55-64, Unaffiliated, Summit County**

"My father is a fireman. His district would most likely stand to lose funding if Proposition HH passes, even with the proposed backfilling measure." - **Male, 65+, Republican, Unaffiliated, Douglas County**

"This is just another liberal money grab being disguised as property tax relief. In reality, it creates very little actual tax relief and lets them reappropriate funds to their pet projects." - **Female, 45-54, Republican, Jefferson County**

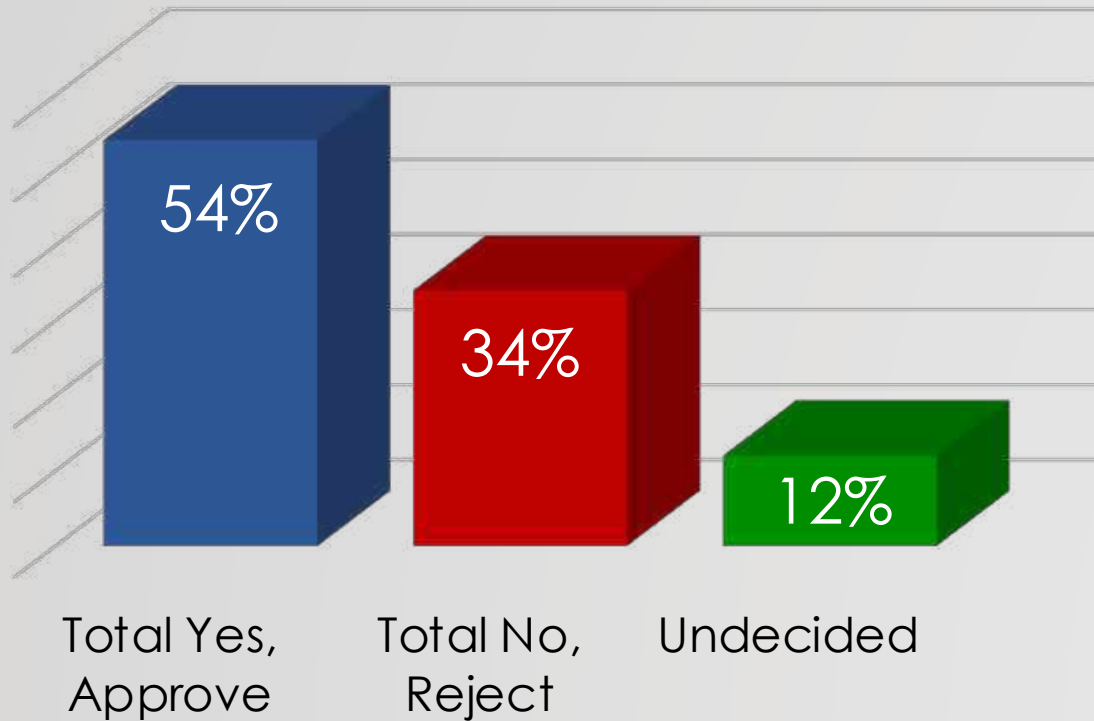
"We work and get taxed, we work and get taxed spending our money, we get taxed for gas, food, everything we do. The government does nothing but waste the taxes they steal from us." - **Male, 45-54, Democrat, Rio Blanco County**

"The government makes promises but rarely keeps them. If we get a TABOR refund I will decide where to spend it, i.e., my property tax increase or other places. I also don't want to subsidize a million-dollar home tax increase when I choose to live in a more moderate house that I can easily afford the tax increases on." - **Female, 55-64, Mesa County**

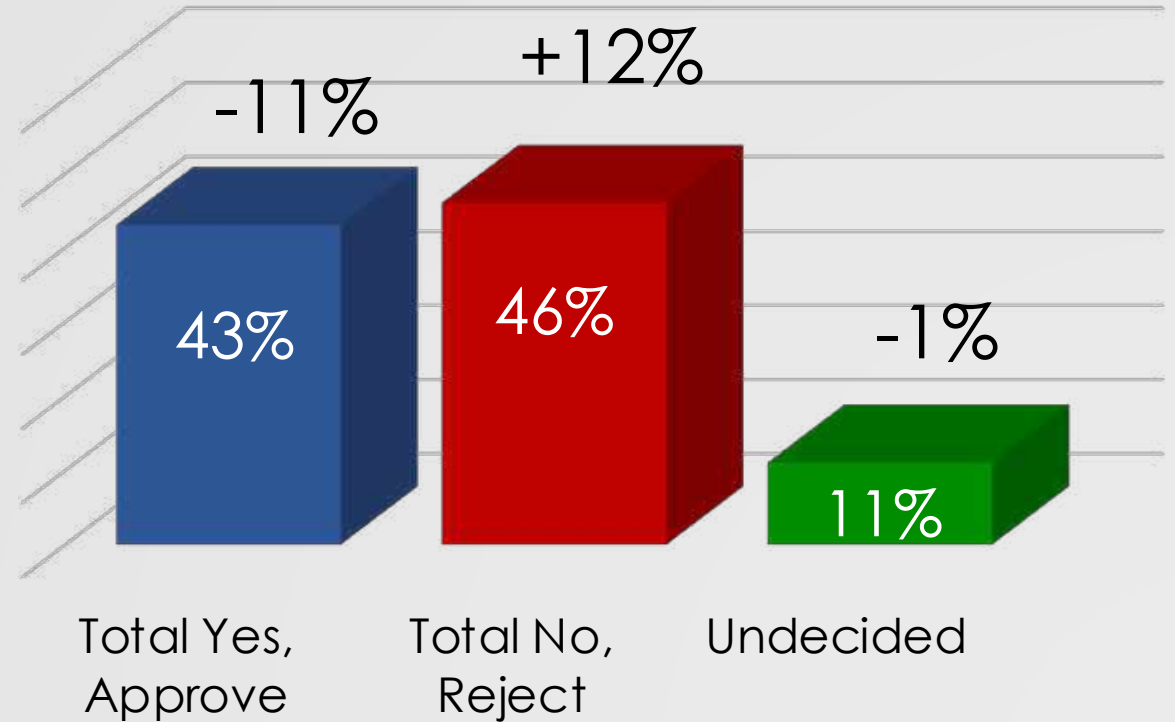
Proposition HH

Change in Voter Support & Opposition

Uninformed Ballot Question



Informed Ballot Question



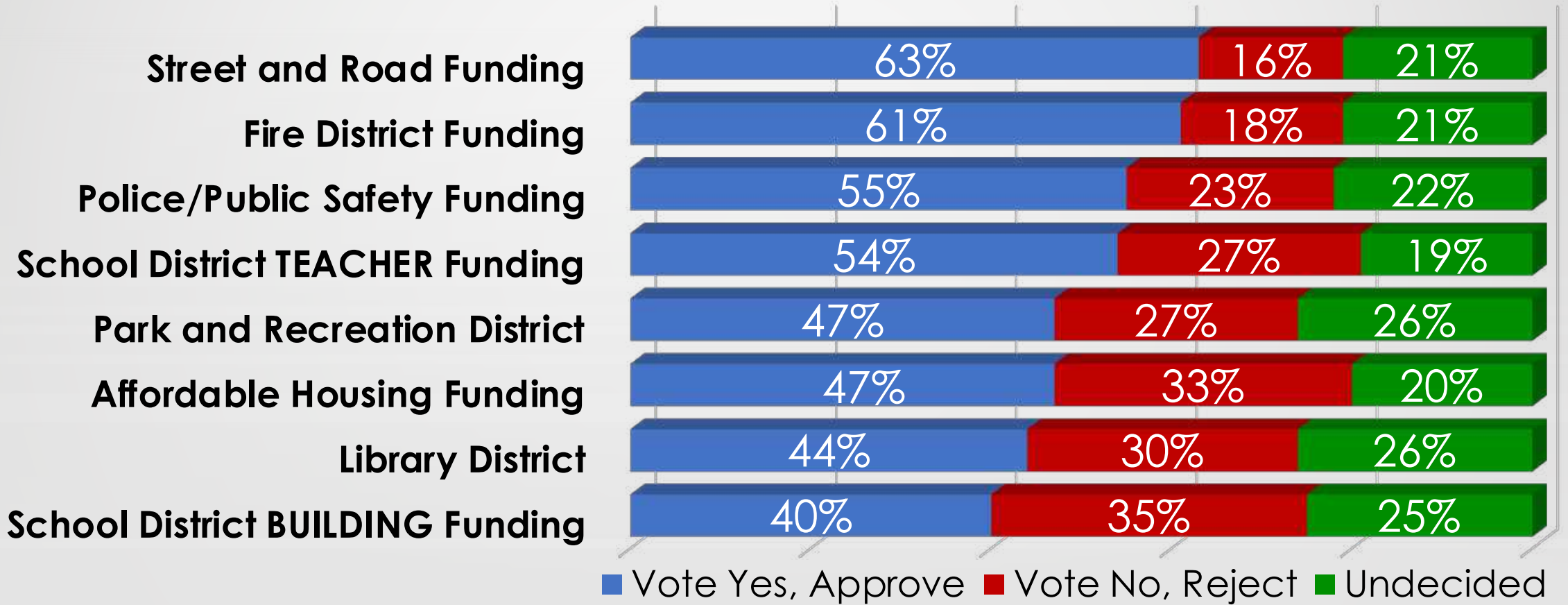
Proposition HH

Change in Voter Support by Voter Subgroup

	All Voters	Men	Wom.	18-44	45-64	65+	Unaf.	Dem.	Rep.	Rent	Own	HH Less \$100K	HH \$100K to \$200K	HH More \$200K
Change	-11%	-9%	-12%	-9%	-12%	-11%	-11%	-6%	-14%	-8%	-11%	-11%	-8%	-13%
Informed	43%	38%	48%	37%	42%	48%	39%	61%	30%	38%	44%	46%	45%	41%
Uninformed	54%	47%	60%	46%	54%	59%	50%	67%	44%	46%	55%	57%	53%	54%

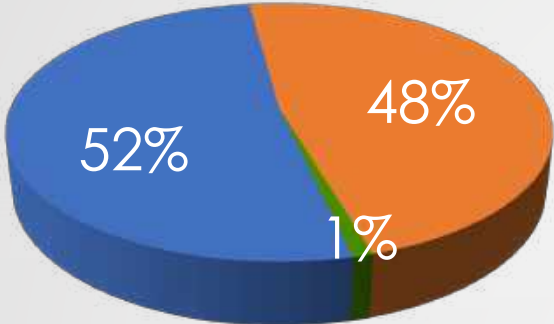
VOTER SUPPORT FOR LOCAL BALLOT MEASURES AND PROP HH

This November, in addition to Proposition HH, if there is another specific ballot question to fund a local service or need in your area, would you vote yes and approve the ballot question below or vote no and reject it?



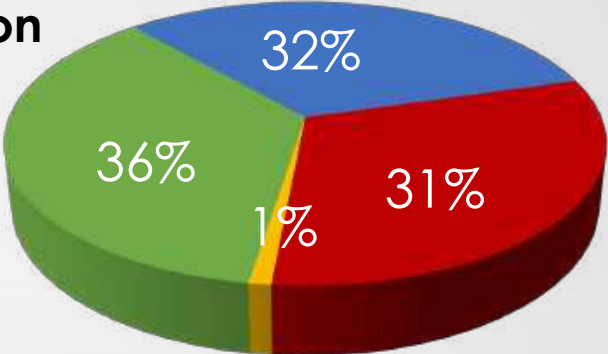
SURVEY DEMOGRAPHICS

Gender



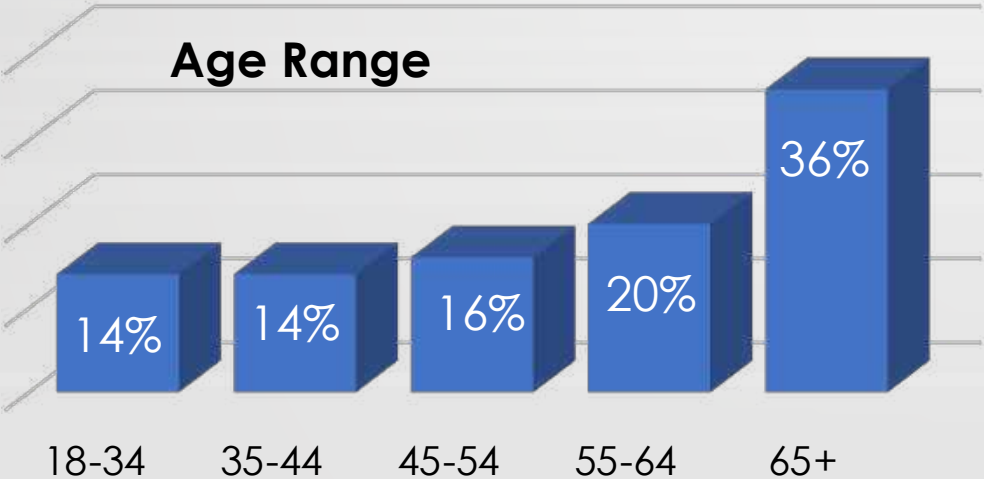
■ Female ■ Male ■ Identify Differently

Party Affiliation

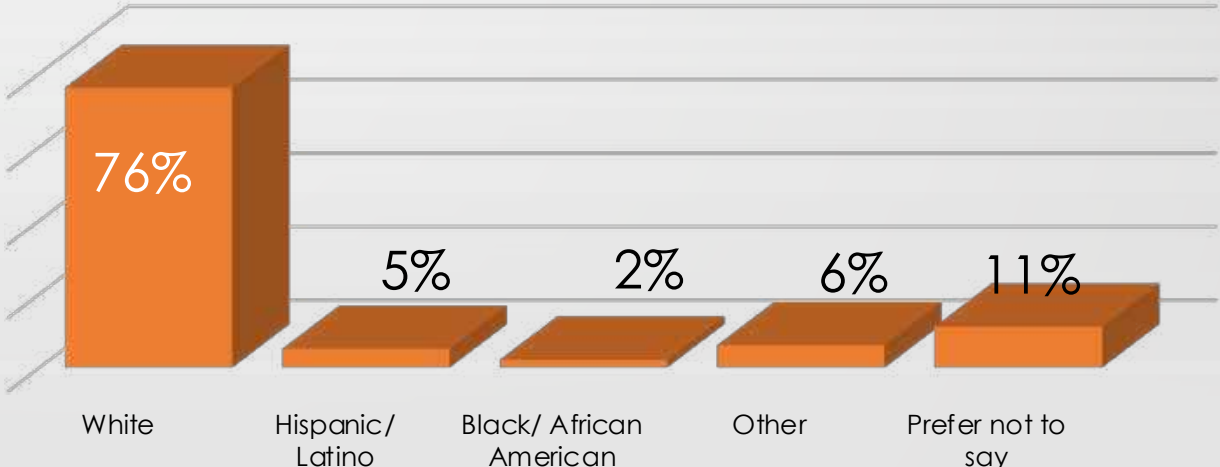


■ Unaffiliated ■ Democrat ■ Republican ■ Other Party

Age Range

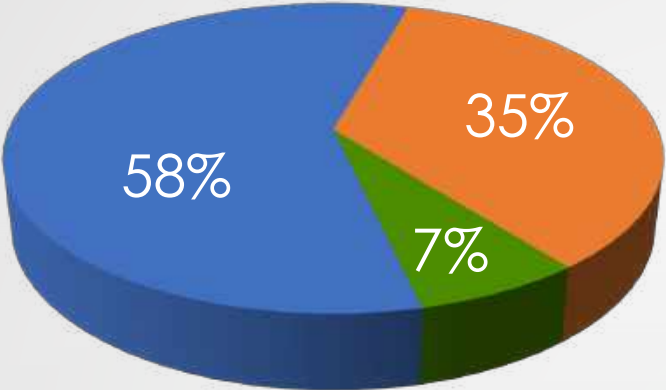


Race/Ethnicity

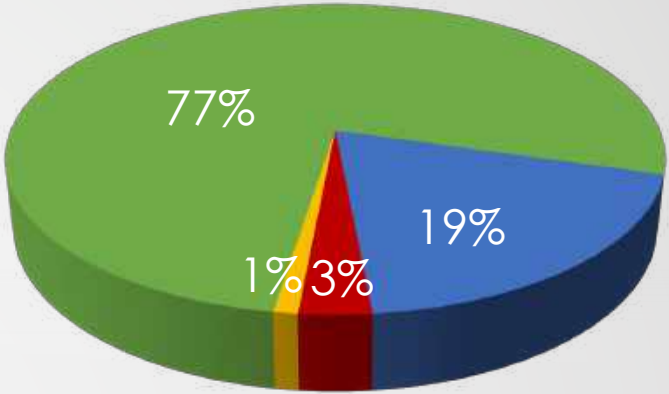


SURVEY DEMOGRAPHICS

Marital Status



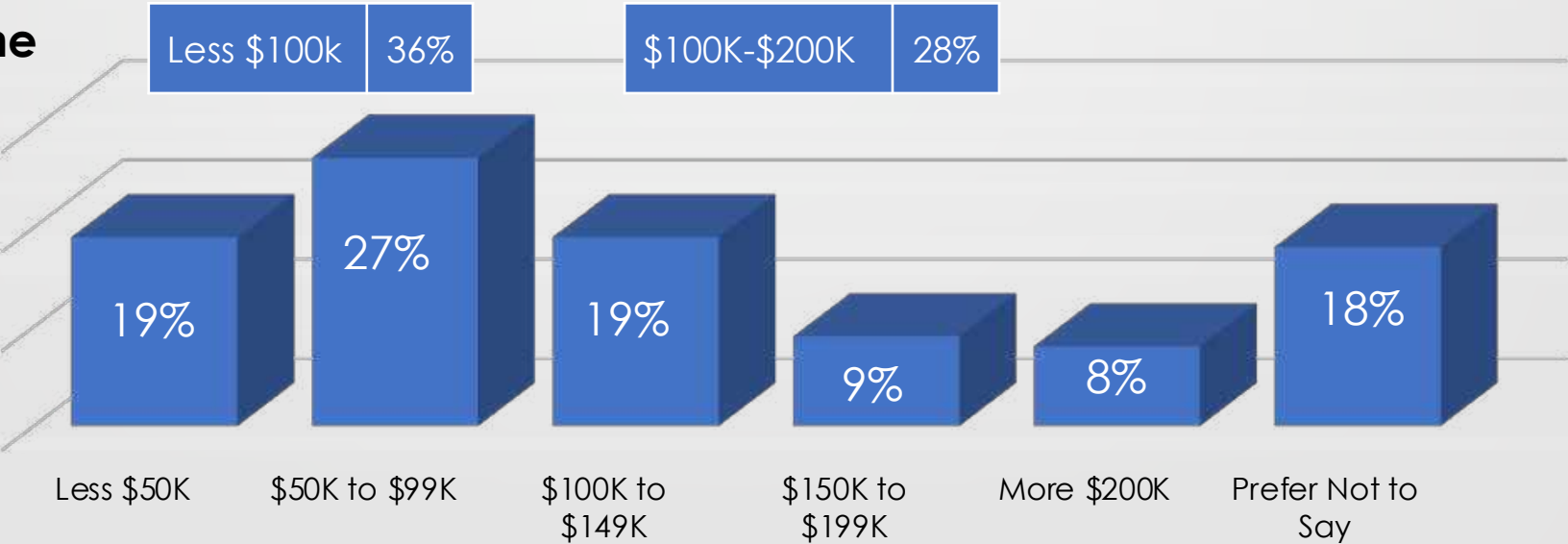
Rent vs. Own



■ Married ■ Single ■ Prefer Not to Say

■ Own ■ Rent ■ Other ■ Prefer Not to Say

Household Income



MAGELLAN STRATEGIES

4800 Aspen Creek

Broomfield, CO 80023

www.MagellanStrategies.com

(303) 861-8585

David Flaherty

Courtney Sievers

Ryan Winger

