





City of Castle Pines Recreation Center Resident Opinion Survey

June 16th to 30th, 2020



Methodology




Magellan Strategies is pleased to present the results of a 1,330n online survey of residents in Castle Pines, Colorado. The interviews were conducted from June 16th to 30th, 2020.

The overall survey has a margin of error of +/- 2.48% at the 95% confidence interval. Subgroups of voters will have higher margin of error than the overall population.

David Flaherty was the principal researcher on this project. Courtney Sievers was the project director.

Survey Methods & Approach



For this survey, we chose an online data collection platform to show respondents specific, detailed images of recreation center amenities and transportation improvements. This platform also allowed for more questions (55 total).

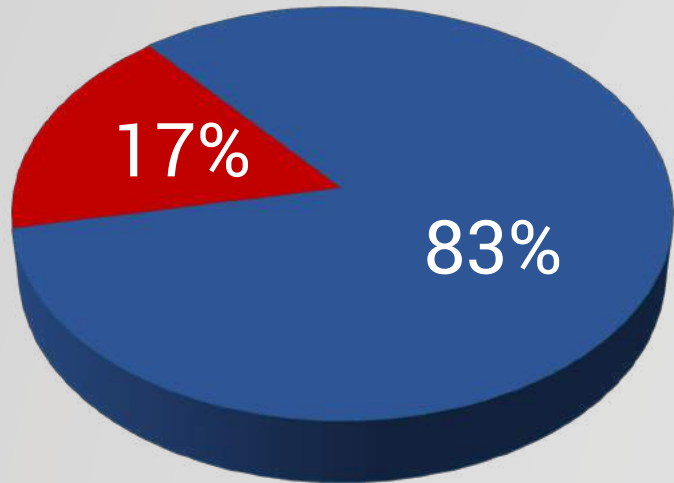
The online data collection approach was very cost-effective. A data collection approach using landline and cell phone numbers would not be affordable, and the response rate would be significantly lower compared to the image-based approach.

- Using July 2019 U.S. Census Bureau estimates, the population of Castle Pines is about 10,763.
- Using current voter registration records for the city, the voting age population is about 8,180.
- The survey's 1,330 respondents represent 12% of the estimated resident population and 16% of the registered voter population.

City of Castle Pines Voter Demographics

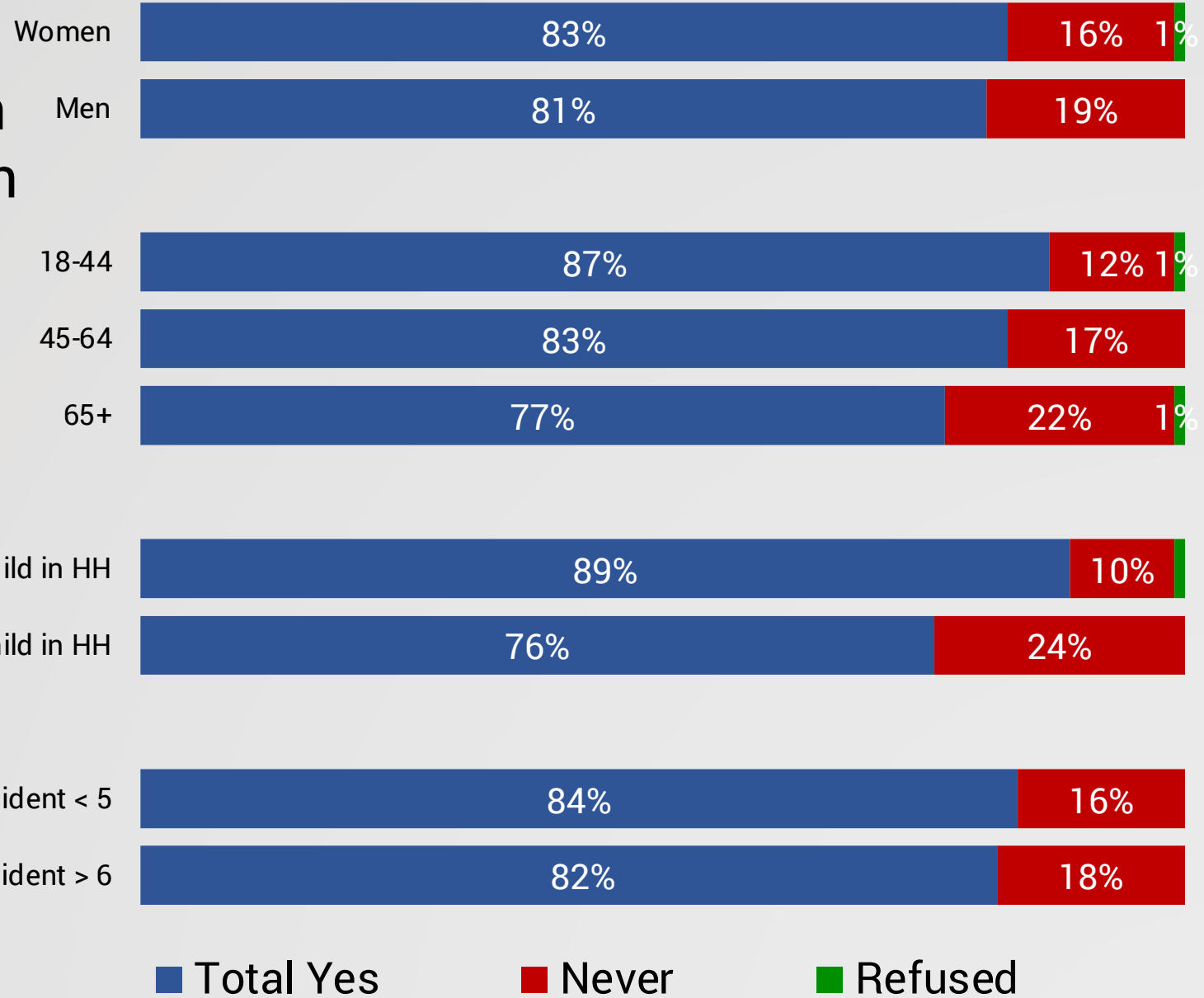
Castle Pines General Election Survey Demographics as of 011420												
Sex	Registration		2019		2018		2017		2016		2014	
Female	4,158	51.4%	2,000	50.8%	3,186	51.3%	2,034	52.2%	3,426	51.5%	2,714	50.8%
Male	3,924	48.6%	1,936	49.2%	3,027	48.7%	1,862	47.8%	3,223	48.5%	2,630	49.2%
Total	8,082		3,936		6,213		3,896		6,649		5,344	
Age Group	Registration		2019		2018		2017		2016		2014	
18-34	1,711	20.9%	379	9.6%	827	13.2%	318	8.2%	1,004	15.1%	536	10.0%
35-44	1,129	13.8%	419	10.6%	829	13.2%	507	13.0%	1,129	17.0%	995	18.6%
45-54	2,132	26.1%	1,037	26.2%	1,809	28.8%	1,166	29.9%	2,068	31.1%	1,659	31.0%
55-64	1,604	19.6%	950	24.0%	1,362	21.7%	833	21.4%	1,223	18.4%	1,067	20.0%
65+	1,604	19.6%	1,178	29.7%	1,451	23.1%	1,072	27.5%	1,225	18.4%	1,087	20.3%
Total	8,180		3,963		6,278		3,896		6,649		5,344	
Party	Registration		2019		2018		2017		2016		2014	
Republican	3,677	45.0%	1,887	47.6%	3,007	47.9%	1,988	51.0%	3,424	51.5%	3,003	56.2%
Democrat	1,510	18.5%	812	20.5%	1,269	20.2%	830	21.3%	1,246	18.7%	1,001	18.7%
Unaffiliated	2,899	35.4%	1,236	31.2%	1,943	30.9%	1,041	26.7%	1,906	28.7%	1,287	24.1%
Libertarian	74	0.9%	24	0.6%	46	0.7%	31	0.8%	62	0.9%	43	0.8%
Other	20	0.2%	4	0.1%	13	0.2%	6	0.2%	11	0.2%	10	0.2%
	8,180		3,963		6,278		3,896		6,649		5,344	

Do you or a member of your household use an indoor recreation facility of some kind? And how often do you use the facility?



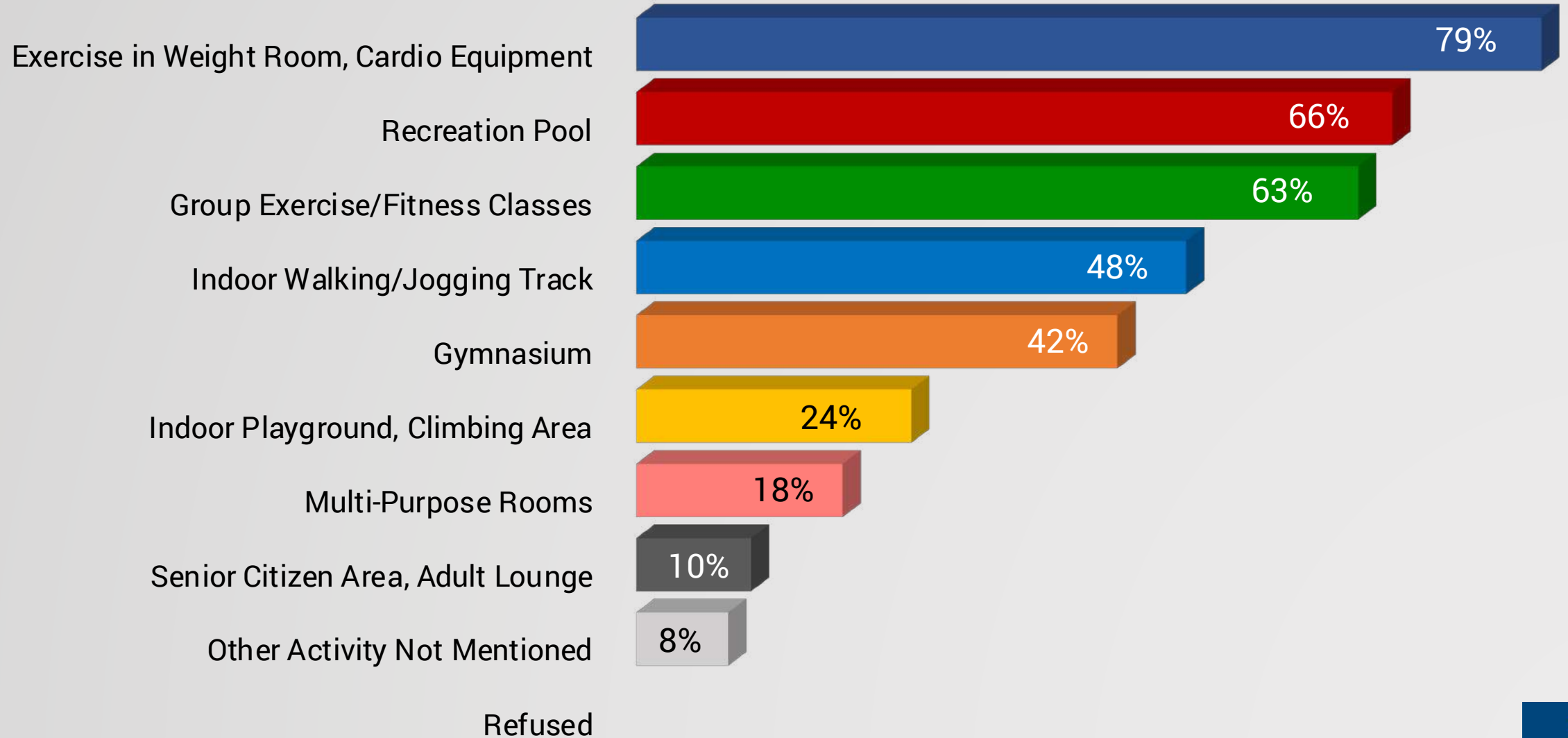
■ Total Yes ■ Never ■ Refused

Daily	15%
More than Once a Week	38%
Once a Week	7%
Once/Twice per Month	8%
Few Times a Year	15%

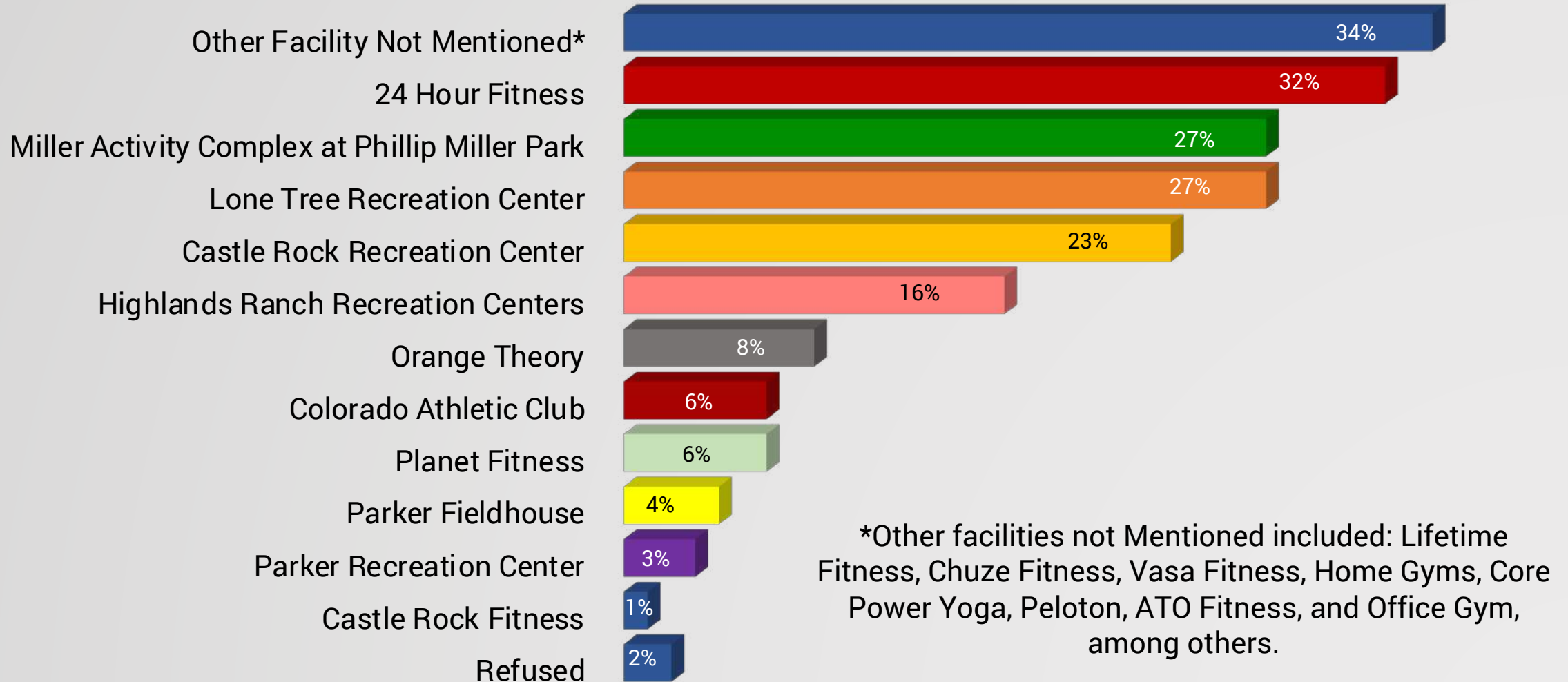


■ Total Yes ■ Never ■ Refused

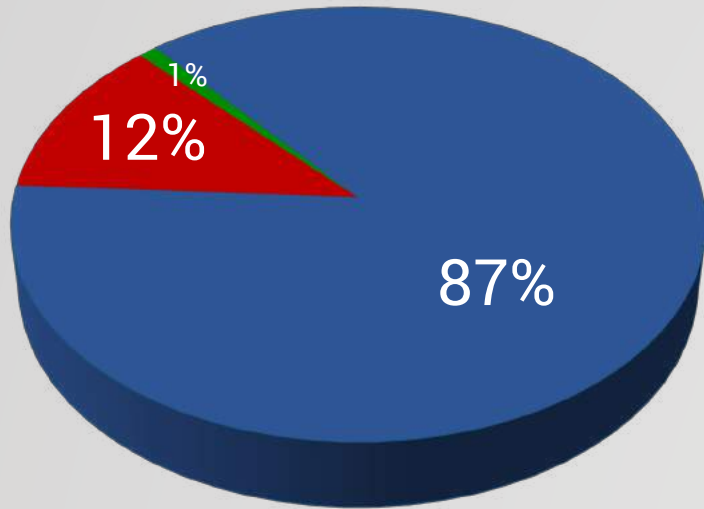
Which of the following activities do you or a member of your household like to do at an indoor recreation facility? (Multiple choices allowed)



Which of the following indoor recreation facilities do you or a member of your household go to, if at all?

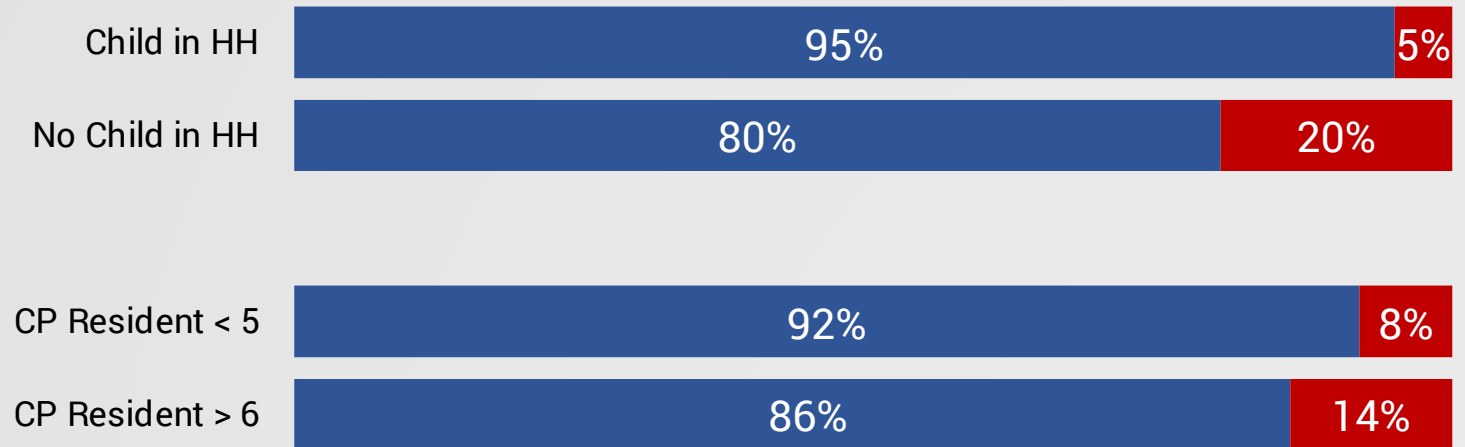
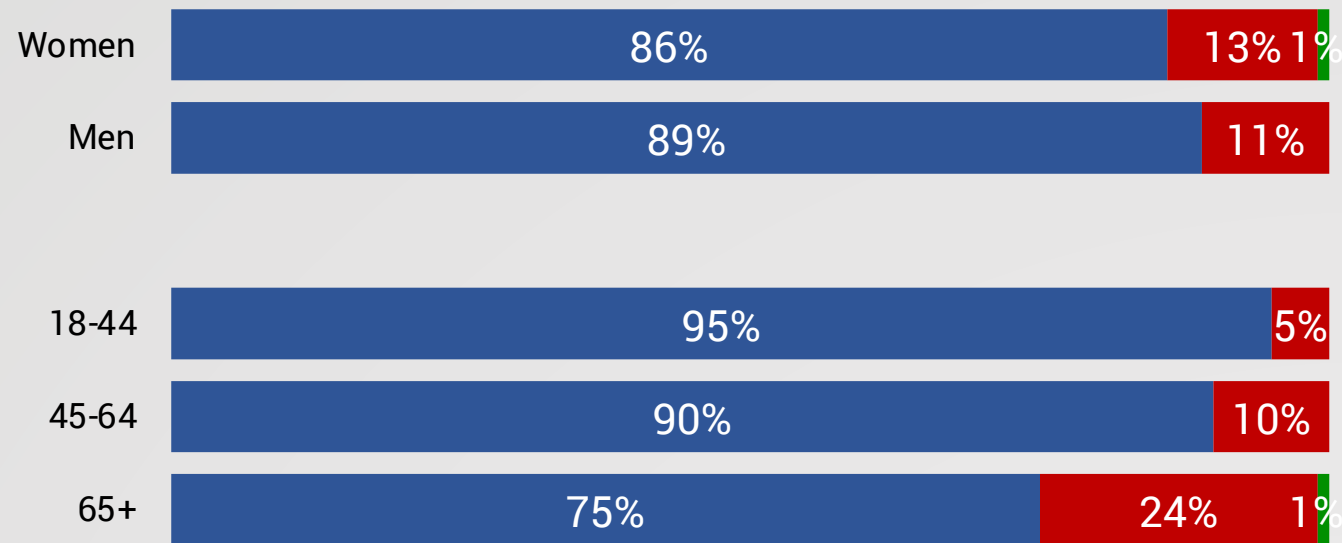


Do you or a member of your household use an outdoor recreation area (weather permitting) for some kind of activity or exercise?



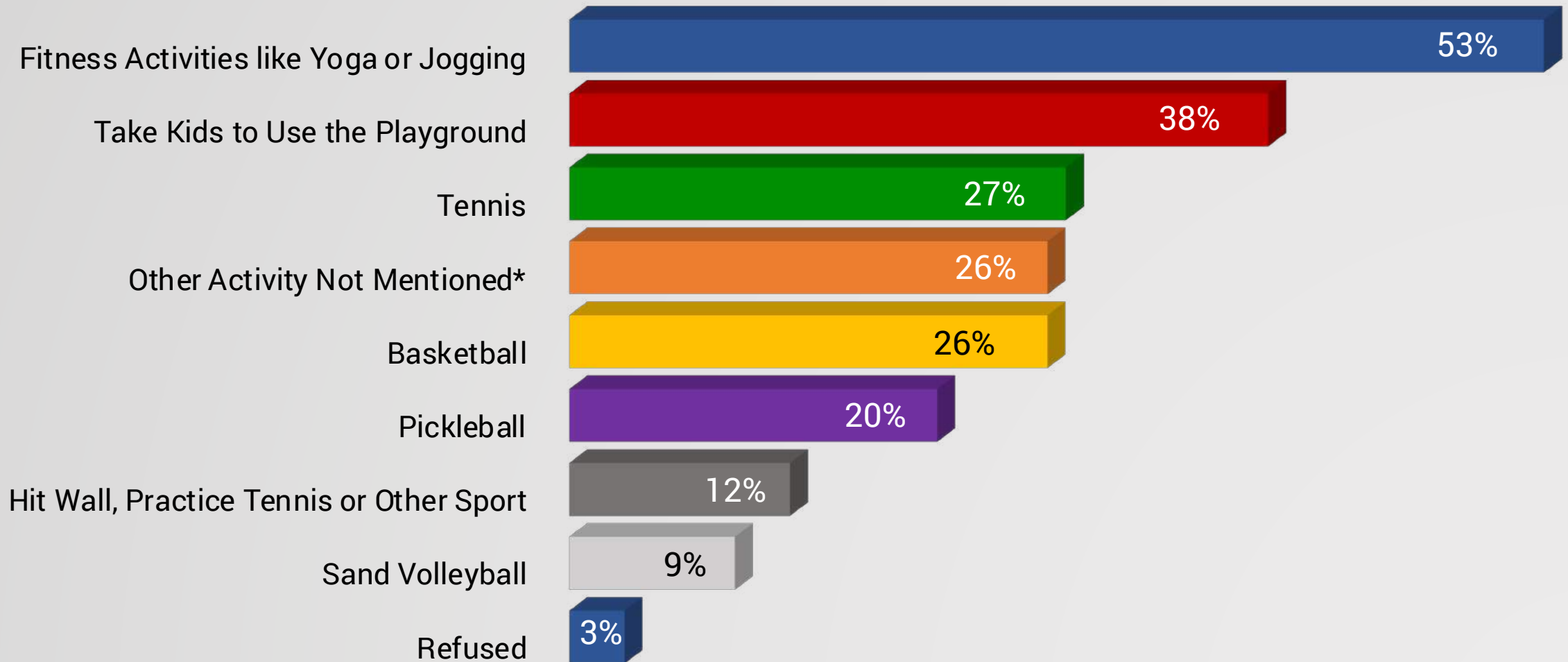
■ Total Yes ■ Never ■ Refused

Daily	16%
More than Once a Week	34%
Once a Week	9%
Once/Twice per Month	13%
Few Times a Year	15%



■ Total Yes ■ Never ■ Refused

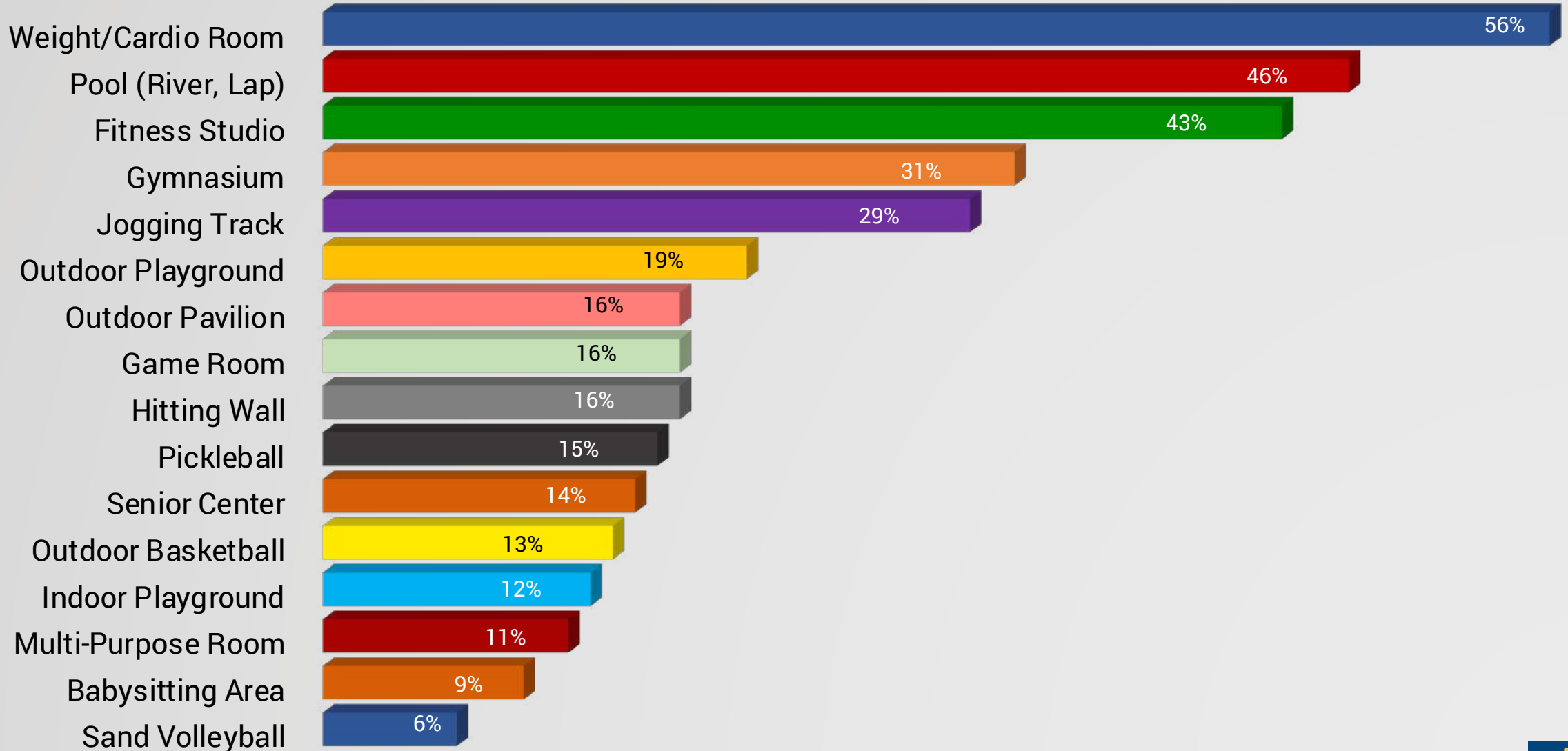
Which of the following activities do you or a member of your household like to do at an outdoor recreation area or an HOA facility? (Multiple choices)



*Other Activity Not Mentioned included: walking (trails and paths), swimming, biking, and team sports (soccer).

Importance of Indoor Recreation Amenities

How important is it to you or someone in your household that a future Castle Pines recreation center have...



Importance of Indoor Recreation Amenities

How important is it to you or someone in your household that a future Castle Pines recreation center have...(Among Subgroups – Ranked by Very Important)

	Men	Women	Child in Household	No Child in Household
1 st	Weight/Cardio Room 55%	Weight/Cardio Room 67%	Pool (River, Lap) 64%	Weight/Cardio Room 51%
2 nd	Pool (River, Lap) 37%	Fitness Studio 54%	Weight/Cardio Room 63%	Fitness Studio 39%
3 rd	Gymnasium 29%	Pool (River, Lap) 52%	Fitness Studio 48%	Pool (River, Lap) 29%
4 th	Fitness Studio 28%	Jogging Track 33%	Gymnasium 42%	Jogging Track 29%
5 th	Jogging Track 24%	Gymnasium 32%	Jogging Track 30%	Gymnasium 20%

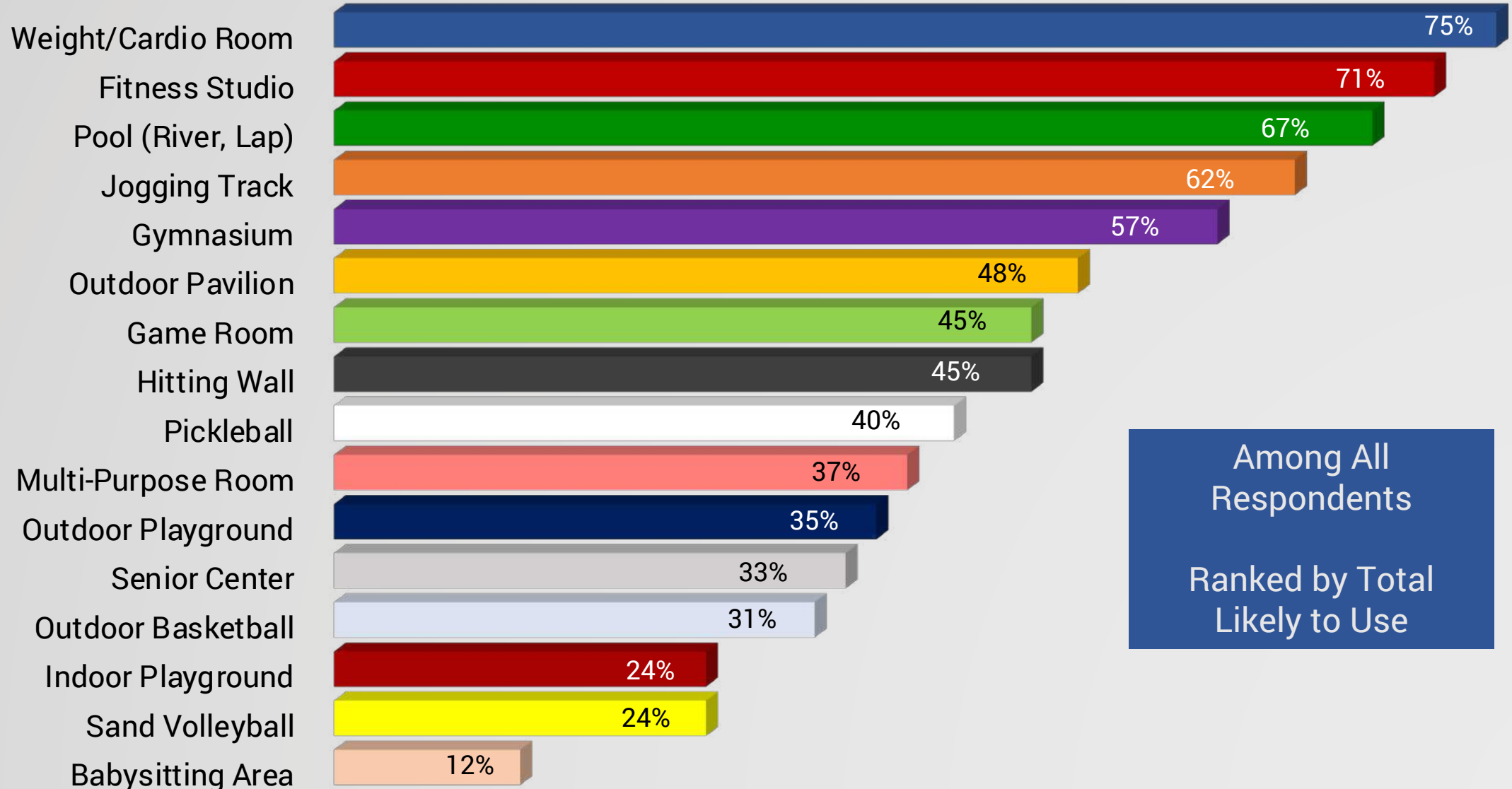
Importance of Indoor Recreation Amenities

How important is it to you or someone in your household that a future Castle Pines recreation center have...(Among Subgroups – Ranked by Very Important)

	18-44	45-64	65+
1 st	Pool (River, Lap) 76%	Weight/Cardio Room 60%	Weight/Cardio Room 40%
2 nd	Weight/Cardio Room 65%	Fitness Studio 45%	Fitness Studio 35%
3 rd	Fitness Studio 48%	Pool (River, Lap) 42%	Jogging Track 34%
4 th	Gymnasium 45%	Gymnasium 32%	Pool (River, Lap) 26%
5 th	Outdoor Playground 43%	Jogging Track 29%	Senior Center 22%

Likelihood of Using the Indoor Recreation Amenities

How likely are you or someone in your household to use...



Among All Respondents
Ranked by Total Likely to Use

Likelihood of Using the Indoor Recreation Amenities

How likely are you or someone in your household to use...
(Among Subgroups – Ranked by Total Likely to Use)

	Men	Women	Child in Household	No Child in Household
1 st	Weight/Cardio Room 71%	Fitness Studio 82%	Pool (River, Lap) 84%	Weight/Cardio Room 68%
2 nd	Pool (River, Lap) 60%	Weight/Cardio Room 79%	Weight/Cardio Room 84%	Fitness Studio 64%
3 rd	Fitness Studio 57%	Pool (River, Lap) 72%	Fitness Studio 79%	Jogging Track 59%
4 th	Jogging Track 57%	Jogging Track 67%	Gymnasium 72%	Pool (River, Lap) 50%
5 th	Gymnasium 55%	Gymnasium 58%	Jogging Track 66%	Gymnasium 41%

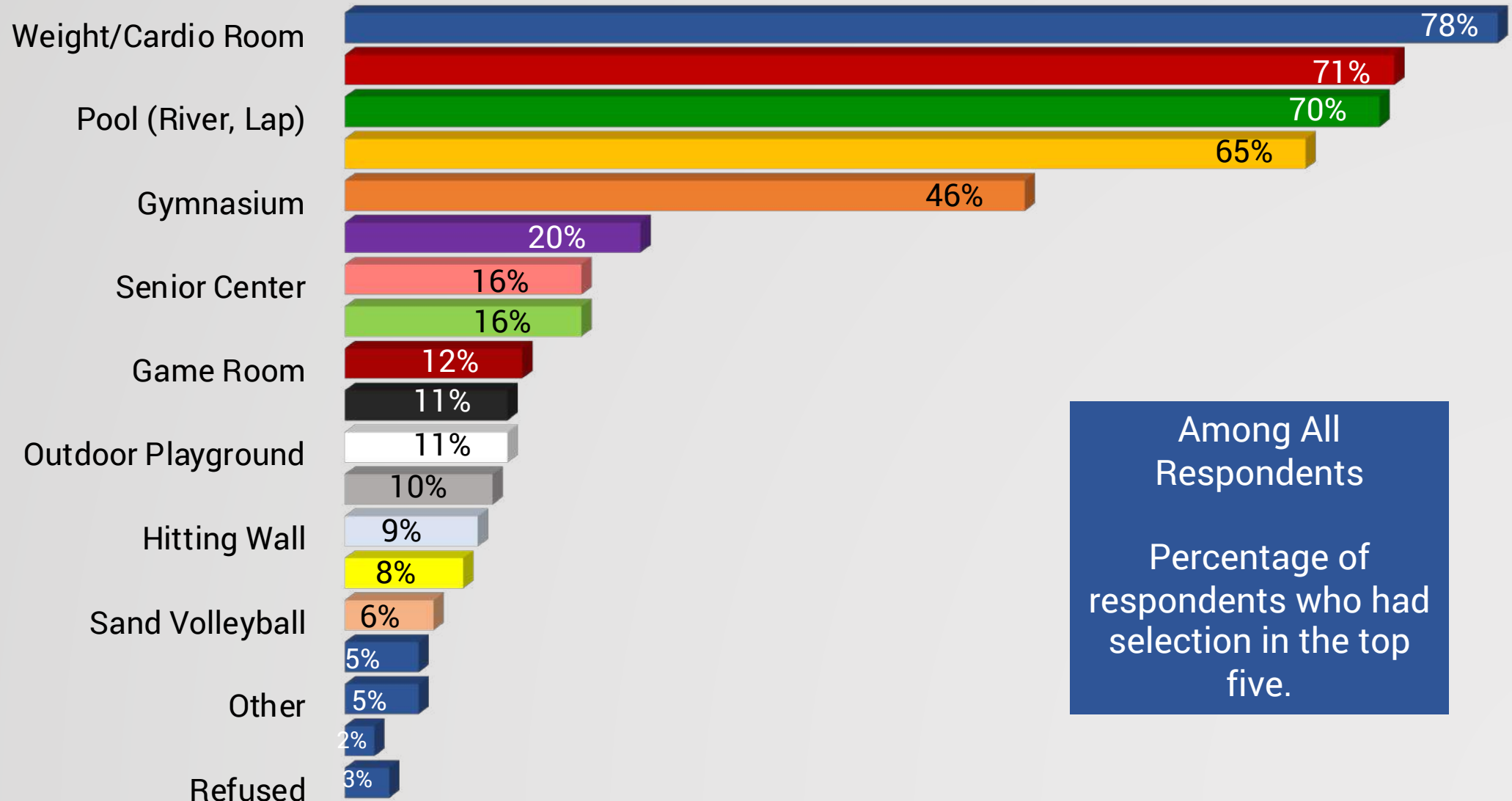
Importance of Indoor Recreation Amenities

How important is it to you or someone in your household that a future Castle Pines recreation center have...(Among Subgroups – Ranked by Total Likely to Use)

	18-44	45-64	65+
1 st	Pool (River, Lap) 92%	Weight/Cardio Room 78%	Jogging Track 65%
2 nd	Weight/Cardio Room 85%	Fitness Studio 74%	Weight/Cardio Room 61%
3 rd	Fitness Studio 78%	Pool (River, Lap) 65%	Fitness Studio 60%
4 th	Gymnasium 72%	Jogging Track 62%	Senior Center 51%
5 th	Outdoor Playground 71%	Gymnasium 59%	Pool (River, Lap) 49%

Amenities that Citizens Want and Care About Most

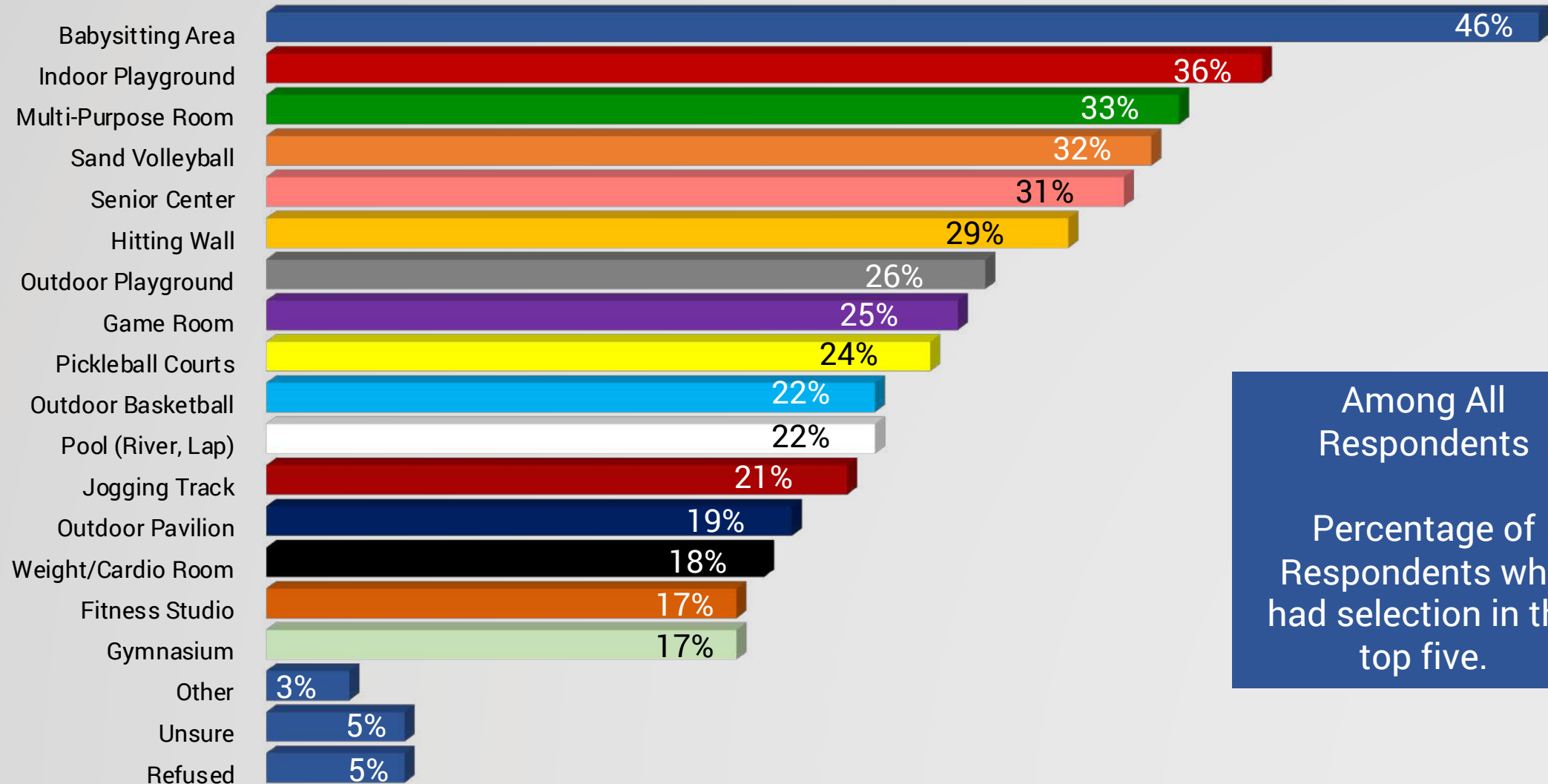
From the following list of 16 recreation areas and amenities, please rank the top five (5) that you would want and care about the MOST in a Castle Pines recreation center.



Among All Respondents
Percentage of respondents who had selection in the top five.

Amenities that Citizens Do Not Want and Care About the Least

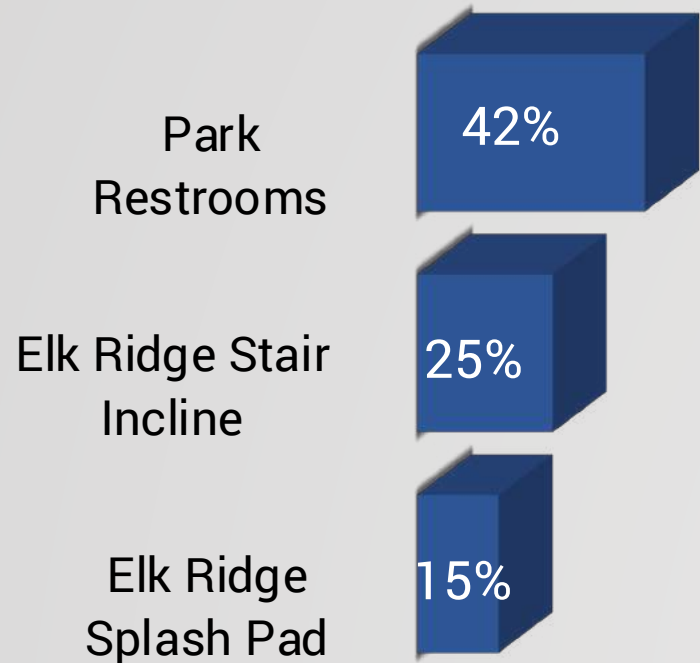
And from the same list of 16 recreation areas and amenities, please rank the top five (5) that you would want or care about the LEAST in a Castle Pines recreation center.



Among All Respondents
Percentage of Respondents who had selection in the top five.

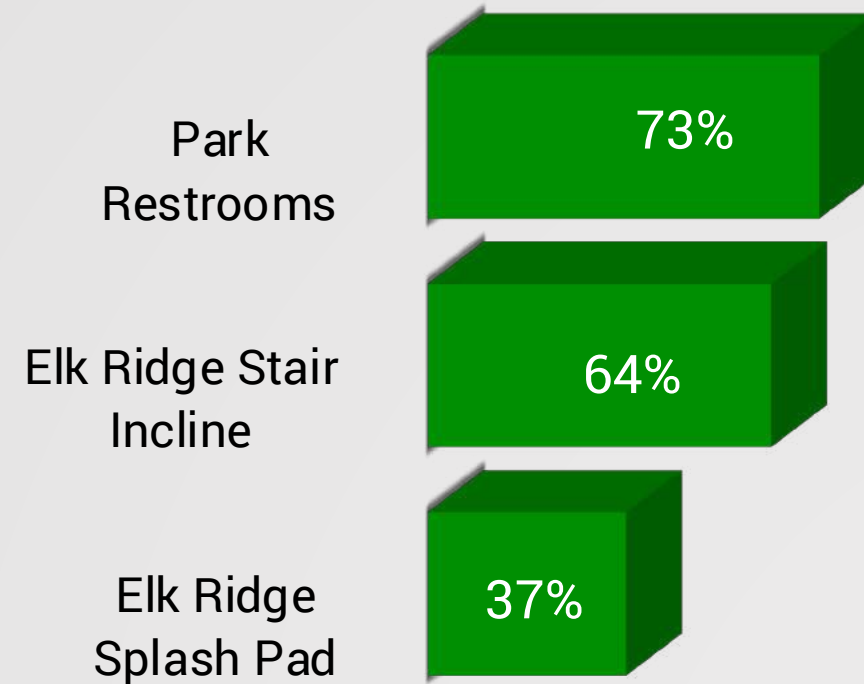
Measuring the Importance of Other Outdoor Recreation Projects

Importance of Project



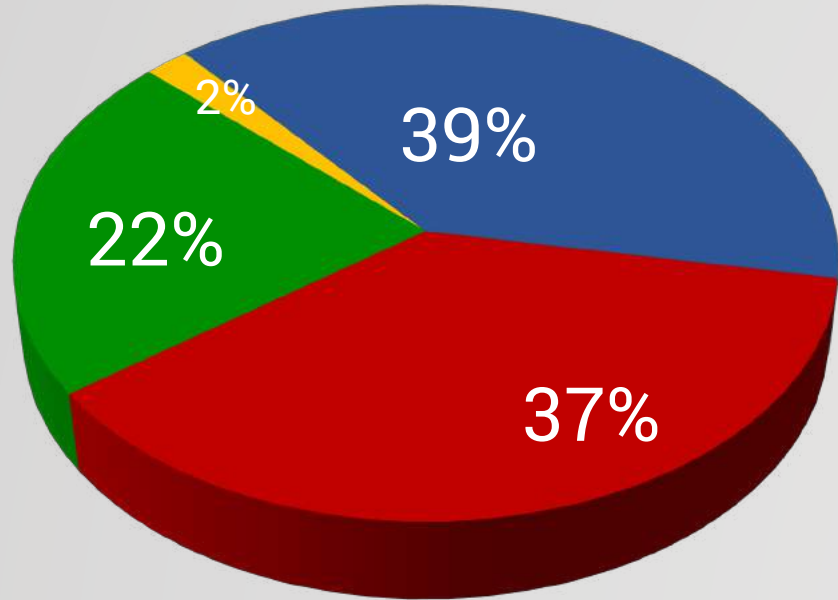
■ Very Important

Likely to Use Project

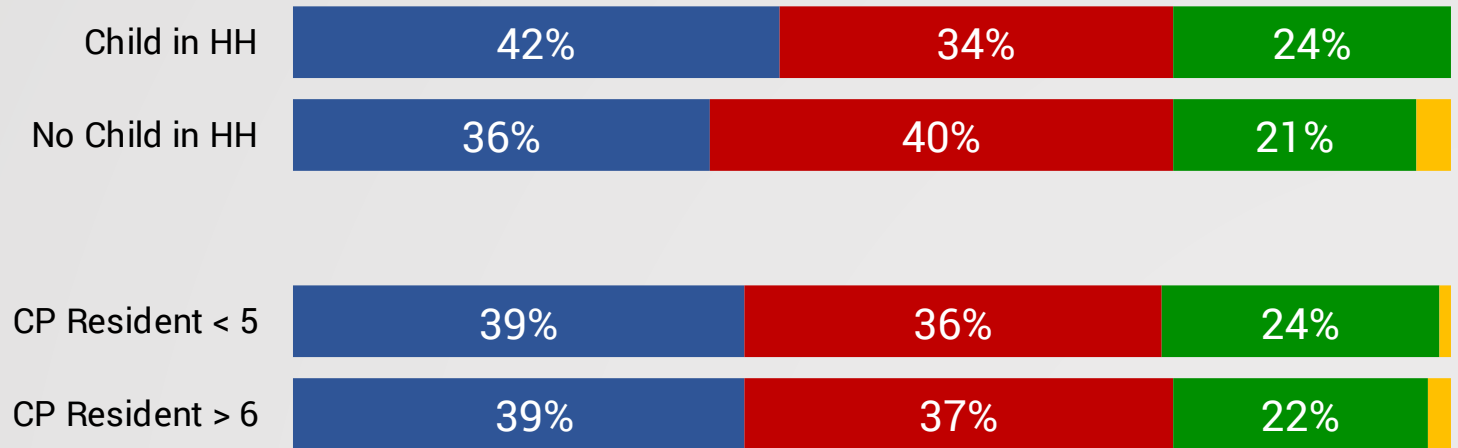
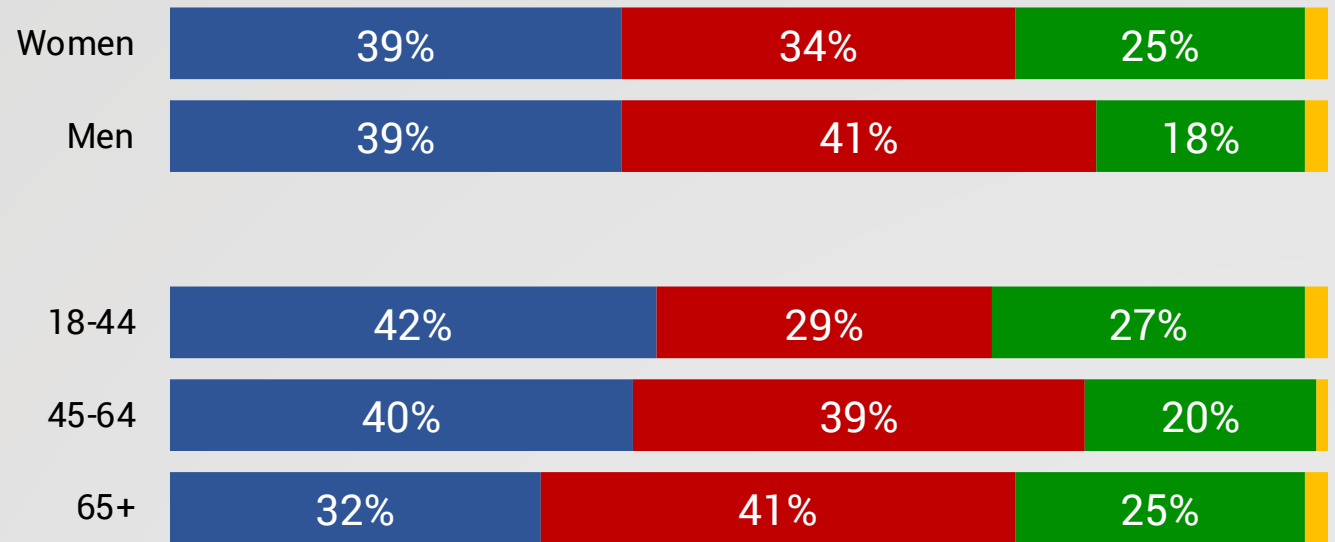


■ Total Likely To Use

There are two kinds of bike lanes, a “buffered” bike lane and a non-buffered or “dedicated” bike lane. Which do you prefer for Castle Pines?

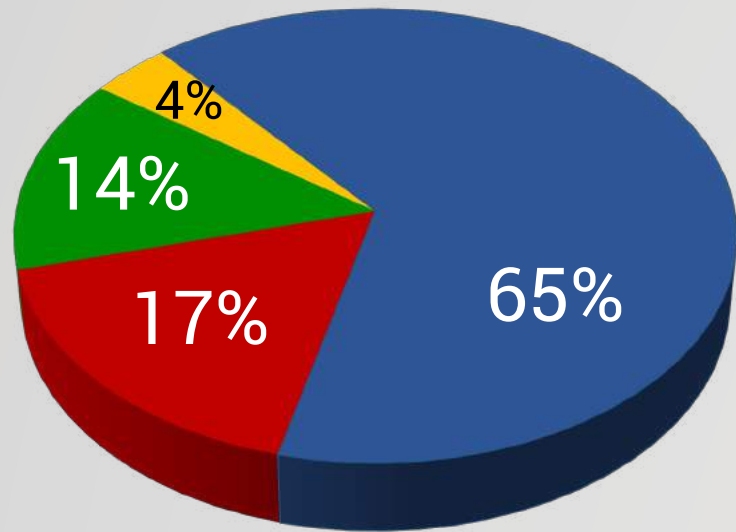


- Buffered Bike Lane
- Non-Buffered Bike Lane
- Unsure/Don't Know

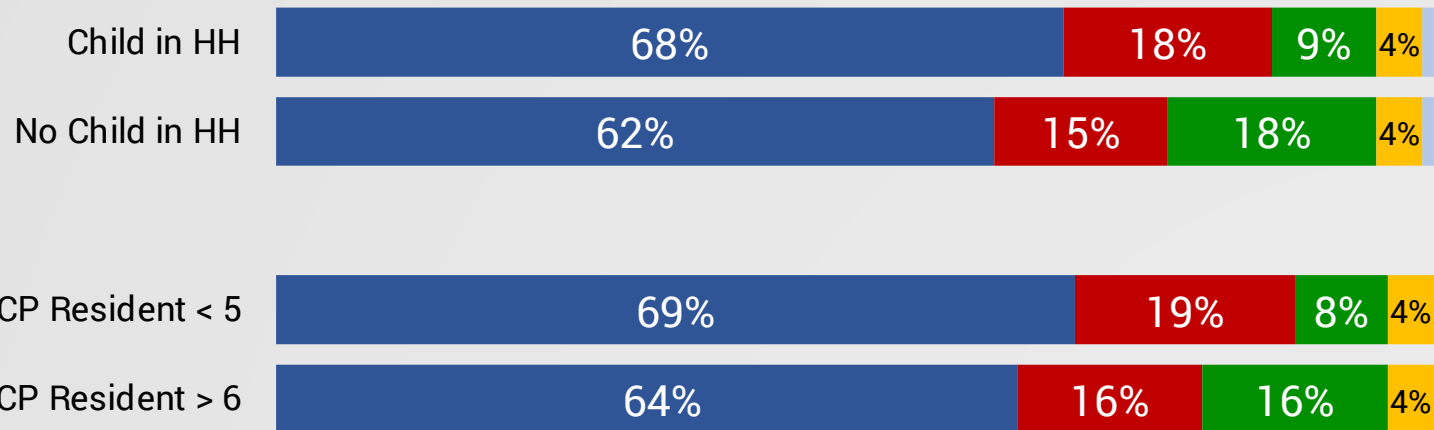
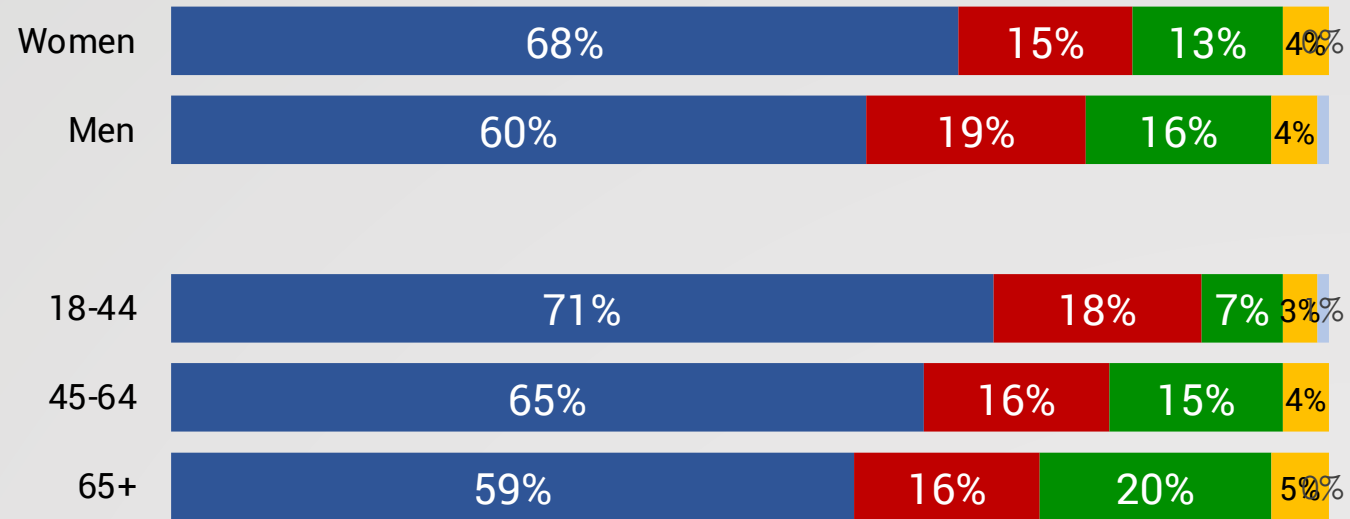


- Buffered Bike Lane
- Non-Buffered Bike Lane

Which of the following pedestrian crossing improvements do you prefer for Castle Pines?

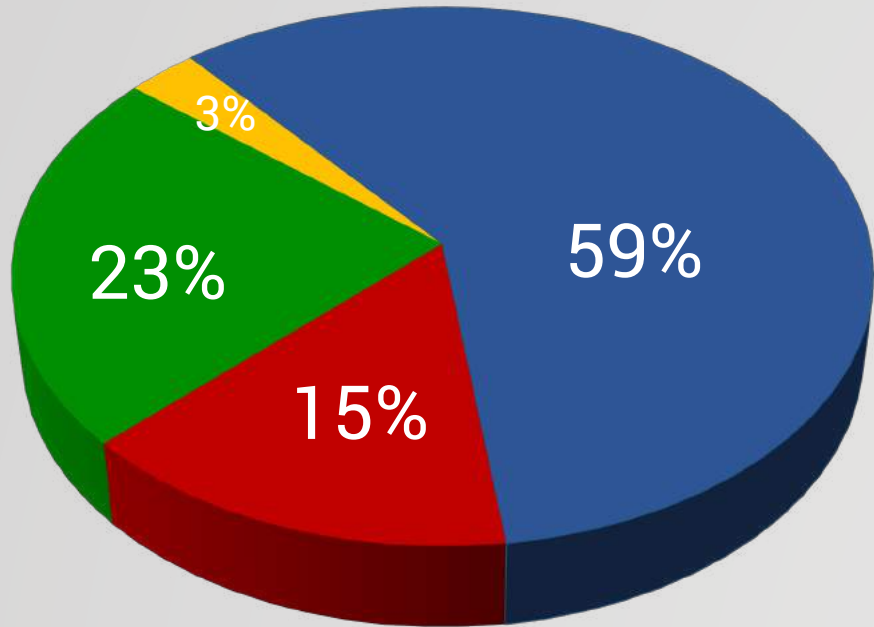


- Prefer Both if Appropriate or Needed
- Flashing Lights
- Buttons for Crosswalk
- Unsure/Don't Know
- Refused

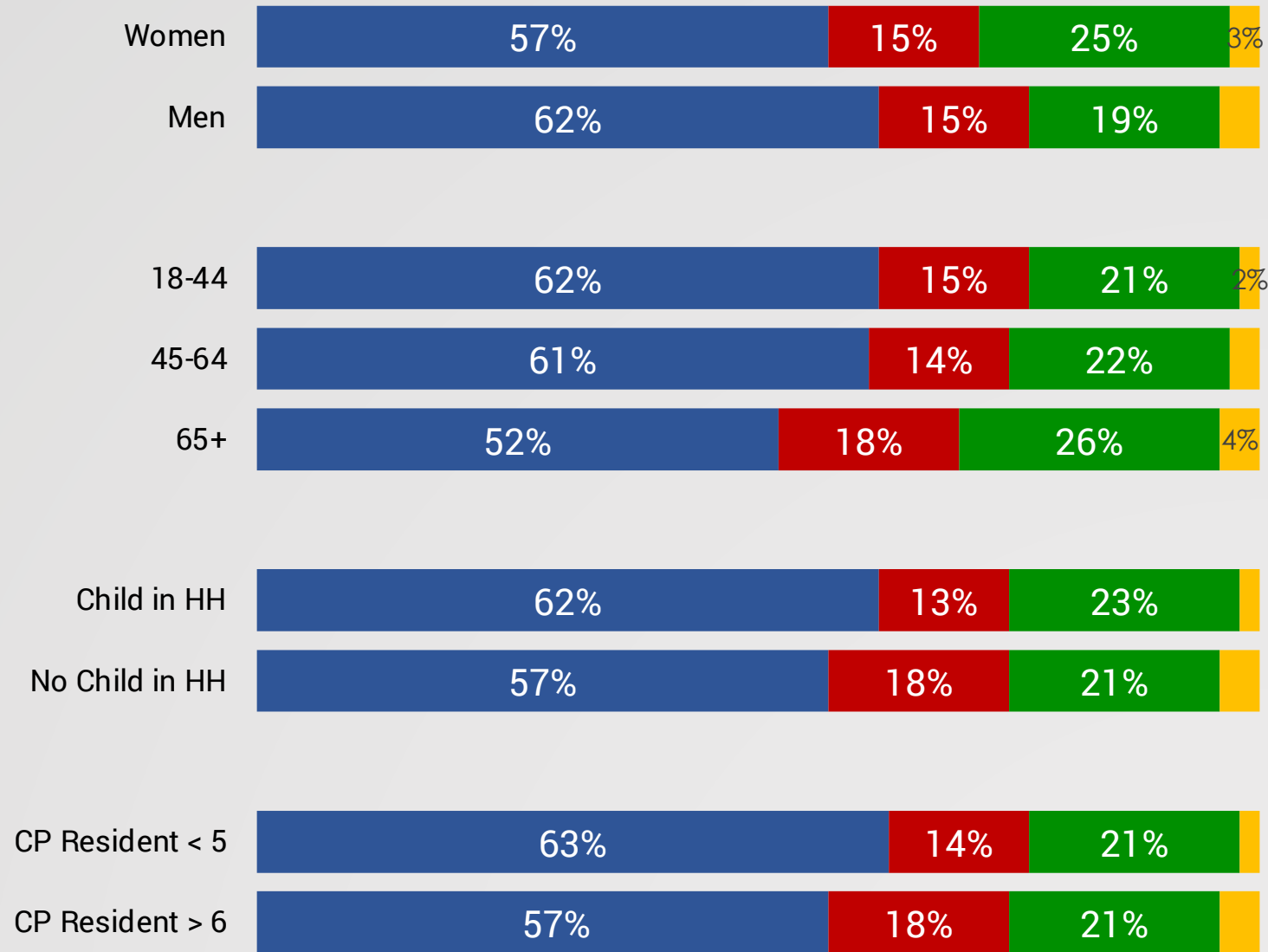


- Prefer Both
- Flashing Lights
- Buttons for Crosswalk
- Unsure/ Don't Know
- Refused

Which of the following pedestrian crossing improvements do you prefer for Castle Pines?

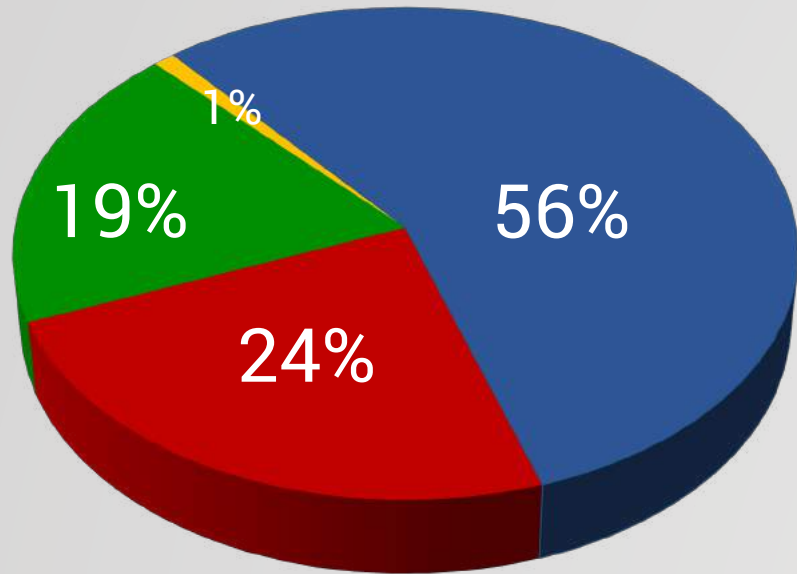


- Pedestrian Tunnel
- Pedestrian Bridge
- Unsure/ Don't Know

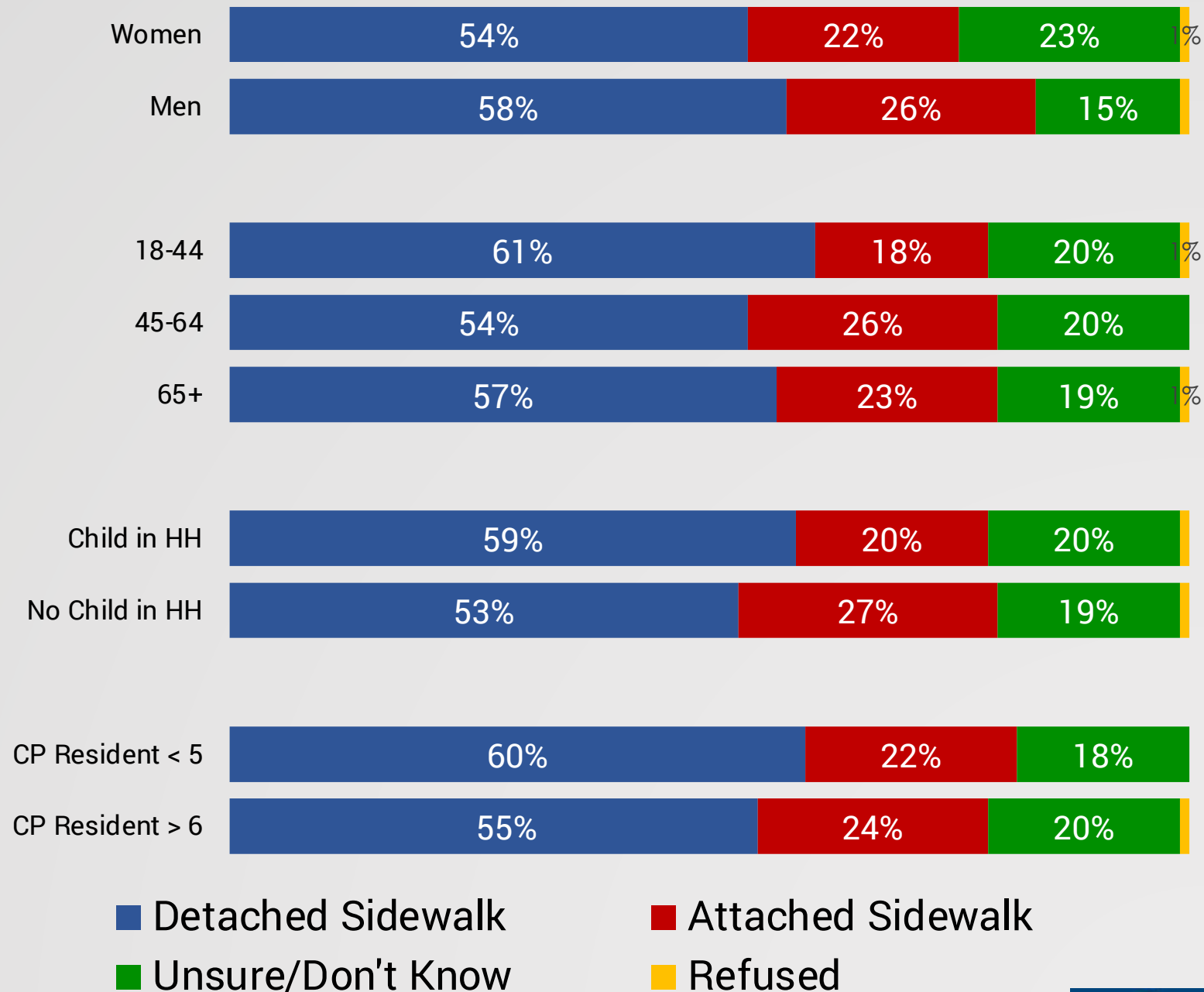


- Pedestrian Tunnel
- Pedestrian Bridge
- Unsure/Don't Know
- Refused

What kind of sidewalks do you prefer for Castle Pines?

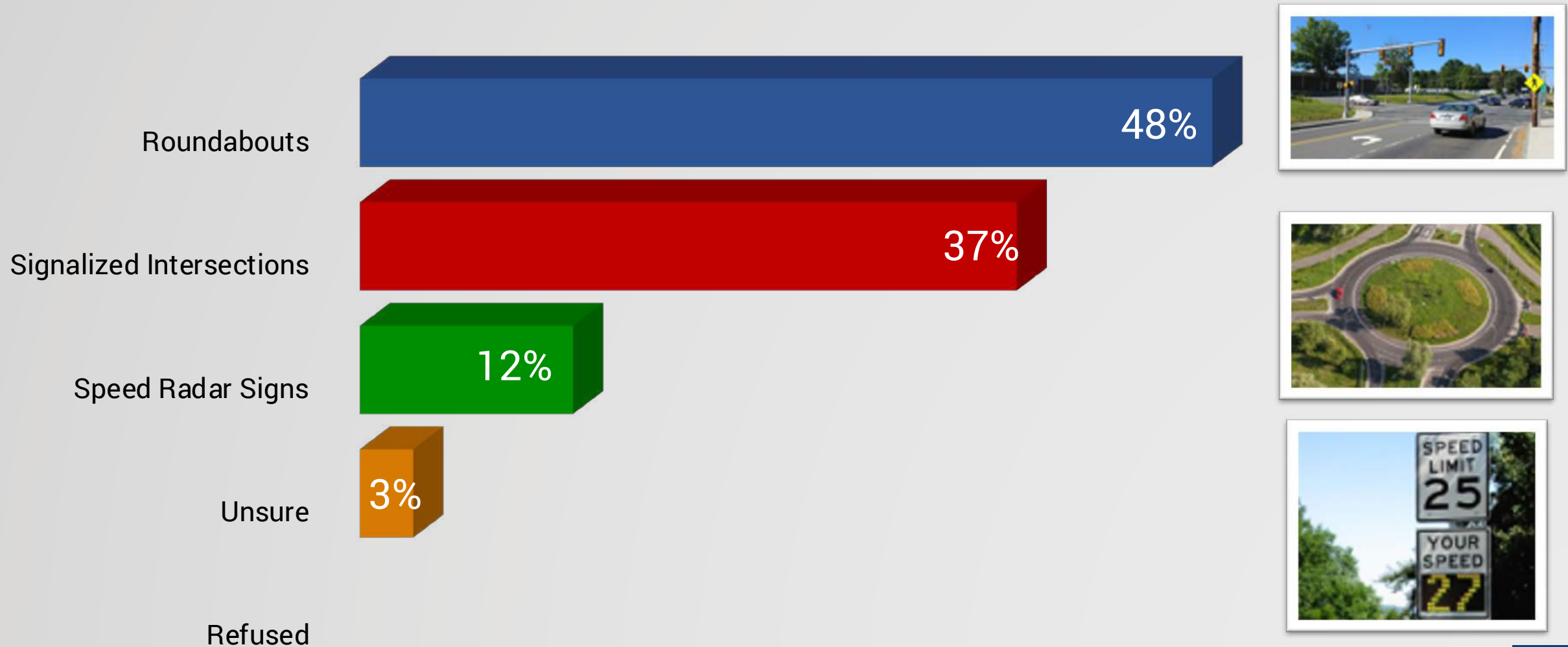


- Detached Sidewalk
- Attached Sidewalk
- Unsure/ Don't Know
- Refused

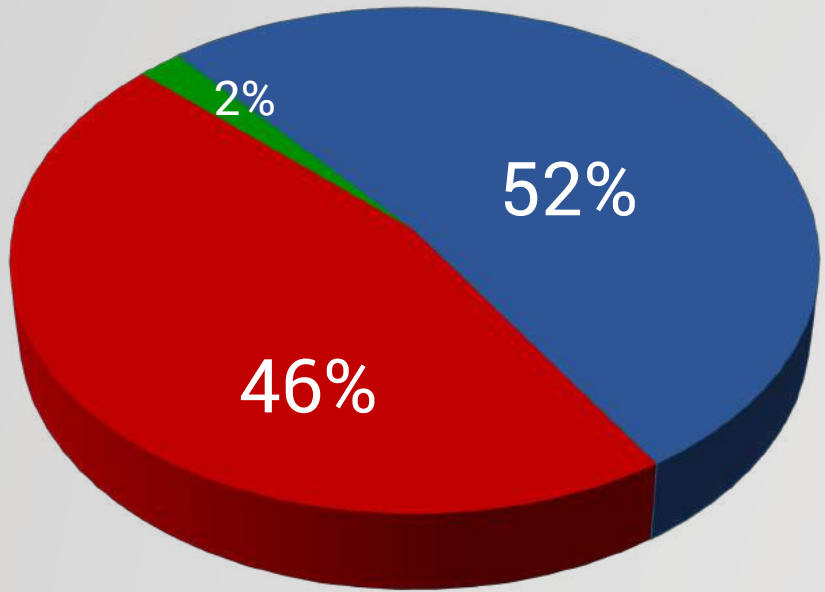


- Detached Sidewalk
- Attached Sidewalk
- Unsure/Don't Know
- Refused

From the following list of traffic calming solutions, please rank the following by which option you would prefer the most to which one you would prefer the least for the city of Castle Pines. Please rank your top choice with a 1 and your least choice with a 3.

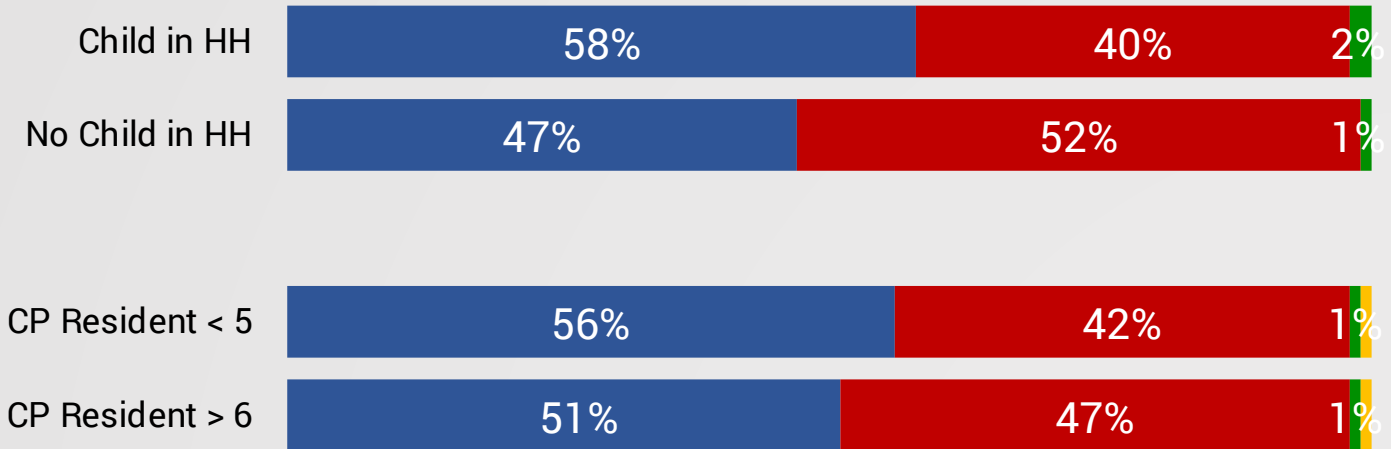
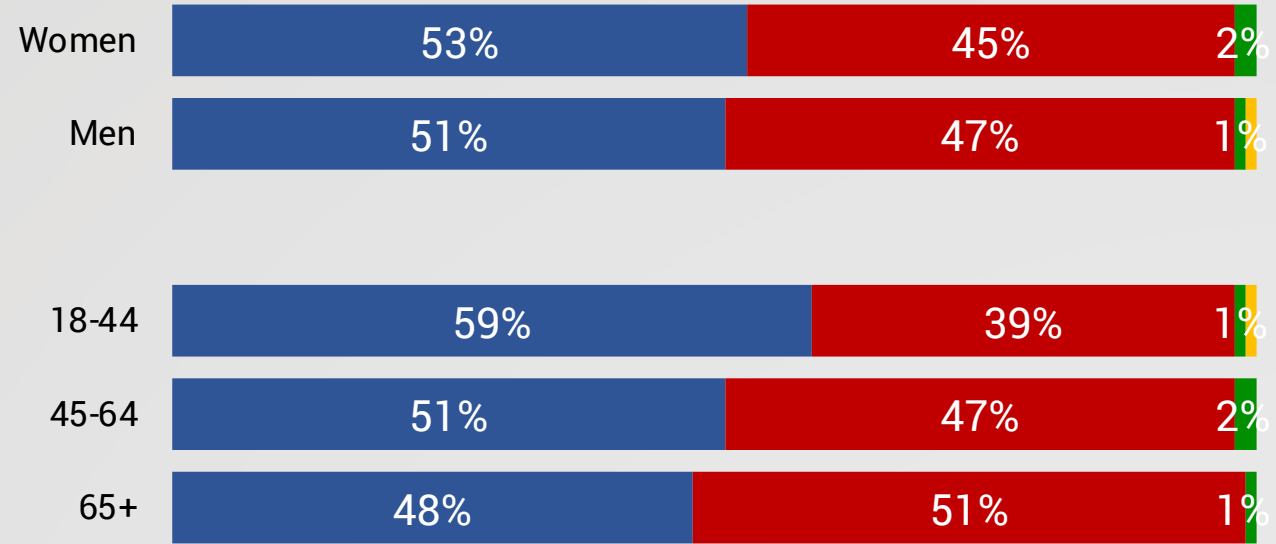


Do you favor or oppose having speed humps/bumps in residential neighborhoods?



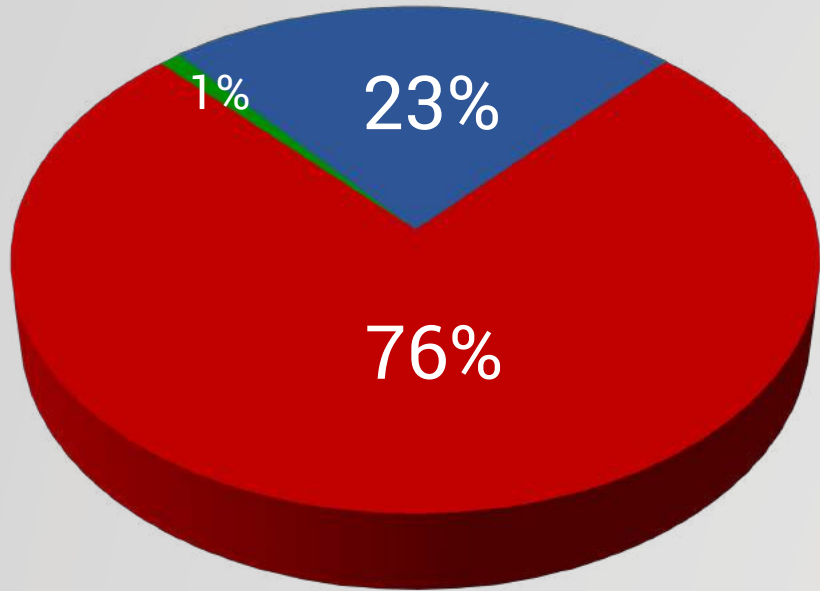
■ Total Favor
■ Total Oppose
■ Unsure/ Don't Know

Strongly Favor	24%
Somewhat Favor	28%
Strongly Oppose	17%
Somewhat Oppose	29%



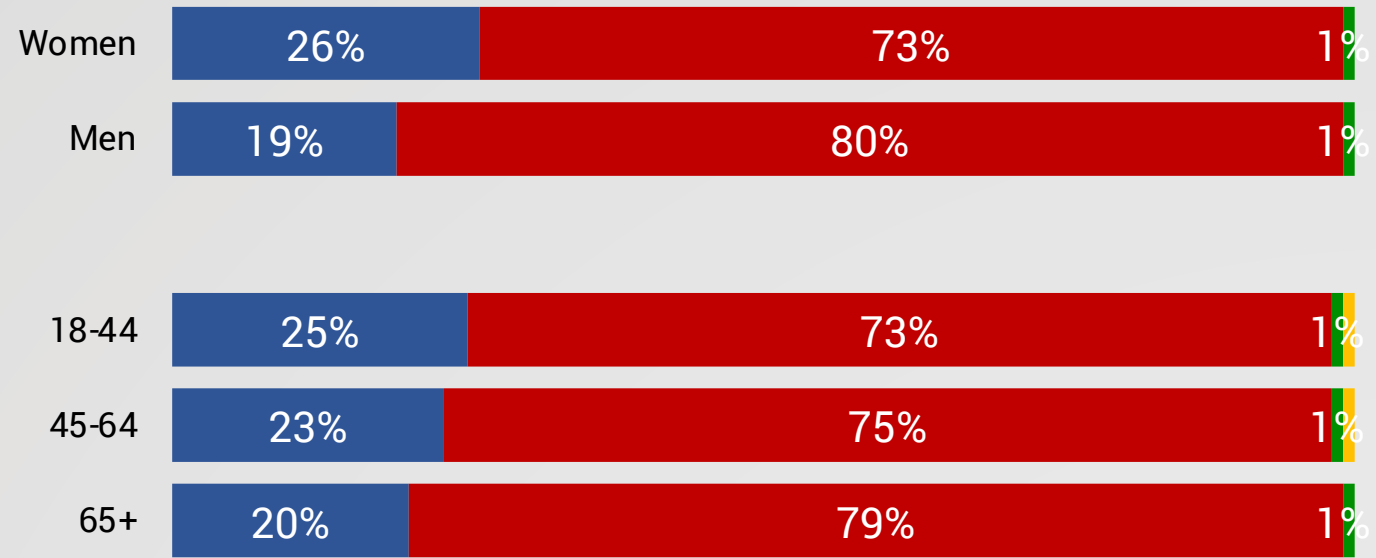
■ Total Favor
■ Total Oppose
■ Unsure/ Don't Know
■ Refused

Do you favor or oppose having speed humps/bumps on major streets throughout Castle Pines?




■ Total Favor
■ Total Oppose
■ Unsure

Strongly Favor	10%
Somewhat Favor	13%
Strongly Oppose	21%
Somewhat Oppose	55%




■ Total Favor
■ Total Oppose
■ Unsure/ Don't Know
■ Refused

Key Findings



- Castle Pines is an active community that uses both indoor and outdoor recreation areas. Among all respondents, 83% use an indoor recreation facility of some kind, with 15% using one on a daily basis, 38% more than once a week, 7% once a week, and 8% once or twice a month. Only 17% of residents never use an indoor facility.
- The use of an outdoor recreation area among all respondents was slightly stronger, with 87% using an outdoor recreation facility of some kind. Among those residents, 16% use one daily, 34% more than once a week, 9% once a week, and 13% once or twice a month.

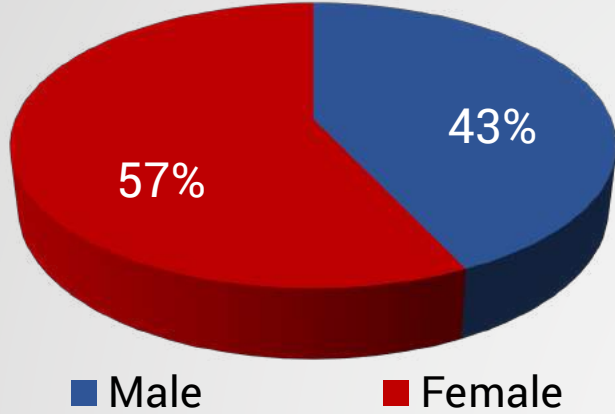
Key Findings



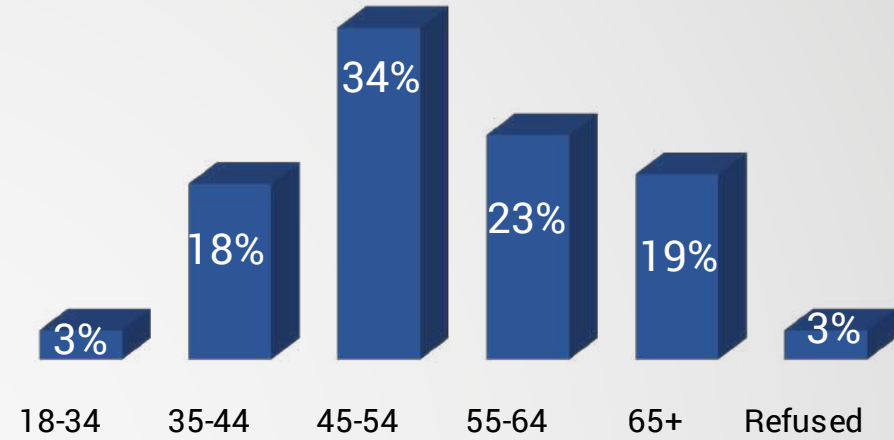
- The most common activities for indoor facilities included using a weight/cardio equipment room, a pool, group exercise/fitness classes, an indoor walking/jogging track, and a gymnasium.
- The most popular outdoor activities were jogging, yoga, taking kids to a playground, tennis, walking paths or trails, swimming, biking, basketball, and pickleball.
- There are slight differences in the importance of recreation center amenities among population subgroups, but the five most popular are a weight room, pool, exercise/fitness studio, gymnasium, and jogging track.

Survey Demographics

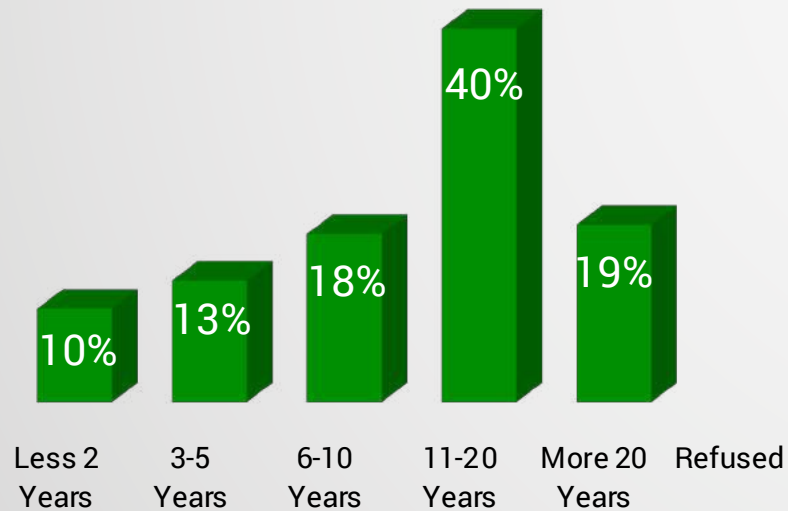
Gender



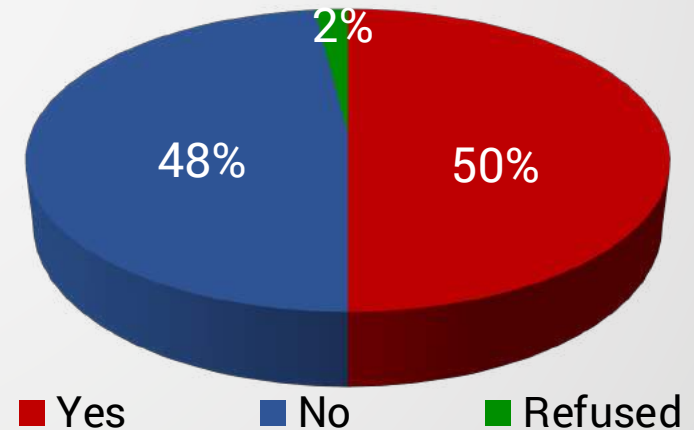
Age Range



How many years have you lived in the City of Castle Pines?



Does anyone live in your household aged 18 or younger?



Magellan Strategies
1685 Boxelder St. Suite 300
Louisville, CO 80027
www.MagellanStrategies.com
(303) 861-8585

David Flaherty | Ryan Winger
Courtney Sievers | Katie Witt

